



2017-2018 IUPUI JAGUARS BASKETBALL

IUPUI

SCHEDULE/RESULTS (7-14, 4-6 HORIZON)

Date	Opponent	Result/Time
Nov. 3	# Carroll Univ.	W, 65-56
Nov. 11	at Bradley	L, 53-68
Nov. 13	Anderson	W, 75-43
Nov. 17	at Eastern Illinois	L, 79-80
Nov. 21	Morehead State	W, 67-61
Nov. 28	at Western Illinois	L, 77-90
Dec. 2	at Ball State	L, 64-83
Dec. 6	SIUE	L, 81-82
Dec. 10	at No. 21/21 Purdue	L, 61-86
Dec. 16	at Washington State	L, 59-72
Dec. 18	at No. 12/12 Gonzaga	L, 71-101
Dec. 22	IU Kokomo	W, 87-76
Dec. 28	*at Northern Kentucky	L, 59-77
Dec. 30	*at Wright State	L, 52-60
Jan. 2	*at Green Bay	W, 67-63
Jan. 4	*UIC	L, 65-70
Jan. 10	*Milwaukee	W, 72-71
Jan. 12	*Green Bay	W, 67-61
Jan. 16	*Detroit Mercy	W, 81-66
Jan. 18	*at Cleveland State	L, 67-70
Jan. 20	*at Youngstown State	L, 62-85
Jan. 27	*at UIC	L, 62-71
Feb. 2	*at Detroit Mercy	7:00 pm
Feb. 4	*at Oakland	12:00 pm
Feb. 8	*Cleveland State	7:00 pm
Feb. 10	*Youngstown State	1:00 pm
Feb. 16	*at Milwaukee	8:00 pm
Feb. 19	*Oakland	7:00 pm
Feb. 23	*Wright State	11:00 am
Feb. 25	*Northern Kentucky	1:00 pm
Mar. 2	HL Tourney (1st rd)	tba
Mar. 3	HL Tourney (2nd rd)	tba
Mar. 4	HL Tourney (3rd rd)	tba
Mar. 5	HL Semifinals	tba
Mar. 6	HL Championship	tba

denotes exhibition
* denotes Horizon League games
& denotes Horizon League Tournament games

MEDIA COVERAGE

TV: ESPN3
Video Stream: ESPN3
Audio: Fox Sports 97.5 FM / iHeartRadio
Live Stats: IUPUIJags.com
Twitter: @IUPUIJaguars / @IUPUIMensBball

MBB CONTACT

Ed Holdaway - IUPUI Assistant AD
Email: eholdawa@iupui.edu
Twitter: @EdHoldaway
Cell: 317-908-2645

'03 NCAA TOURNAMENT, 2010 CBI

IUPUI (7-14, 4-6 HL) at DETROIT MERCY (6-17, 2-8 HL)

Friday, February 2, 2018 • 7:00 p.m. • Detroit, Mich. • Calihan Hall (8,295)



STAT BREAKDOWN

IUPUI (7-14, 4-6)		UDM (6-17, 2-8)
68.0	PPG	78.9
73.1	Opp. PPG	86.7
42.2%	FG%	43.5%
48.1%	Opp. FG%	47.8%
32.9 (-1.7)	RPG (Margin)	35.8 (-3.4)
34.4%	3FG%	35.6%
65.1%	FT%	74.0%
14.5 (+1.2)	TO/G (Margin)	14.4 (-1.0)
310	RPI	280

SERIES BREAKDOWN

Overall:	1-0
Gardner vs. UDM:	1-0
in Detroit:	0-0
in Indianapolis:	1-0
neutral:	0-0
Last Meeting:	Jan. 16, 2018
Outcome:	IUPUI 81-66 (at IUPUI)
Streak:	IUPUI has won 1
Quick Notes:	IUPUI led the first meeting by 23 points before UDM cut it to a 5pt game late in the contest

THE JAGUARS



PROBABLE STARTERS (based on last game)

No.	Name	Yr.	Pos.	Ht.	Hometown	PPG	RPG	APG	FG%	3FG%	FT%
10	Nick Rogers	So.	G	6-1	Indianapolis, Ind.	5.2	1.6	3.6	.264	.243	.755
22	D.J. McCall	Jr.	G	6-6	Fort Wayne, Ind.	6.5	4.3	2.0	.473	.345	.500
25	Ron Patterson	Sr.	G	6-2	Indianapolis, Ind.	11.3	3.0	1.9	.422	.382	.789
24	Evan Hall	Jr.	F	6-7	Hindman, Ky.	7.6	5.4	0.6	.433	---	.296
45	Aaron Brennan	Sr.	F	6-6	Noblesville, Ind.	12.6	4.3	1.9	.452	.319	.786

OFF THE BENCH

0	Jaylen Minnett	Fr.	G	6-1	Terre Haute, Ind.	6.7	1.3	1.3	.397	.393	.842
1	T.J. Henderson	Jr.	G	6-0	Indianapolis, Ind.	9.7	2.4	2.0	.394	.321	.797
12	Chad Hudson	So.	G	5-11	Jeffersonville, Ind.	1.3	0.1	0.3	.333	.000	.714
31	Maurice Kirby	Gr.	F	6-9	Chandler, Ariz.	5.0	4.1	0.5	.506	---	.581
32	Elyjah Goss	R-Fr.	F	6-7	Bolingbrook, Ill.	3.8	3.3	0.4	.429	.300	.810
40	Evan Borgman	R-Fr.	F	6-9	Batesville, Ind.	1.1	0.7	0.0	.400	.000	.667

QUICK HITTERS

- IUPUI is still seeking its first win during the team's longest stretch of road games of the season, having dropped three straight at Cleveland State, Youngstown State and UIC. The Jags will cap the stretch of five straight away from home tonight against the Titans and Sunday at Oakland. IUPUI's last win was the 81-66 victory over Detroit Mercy on Jan. 16.
- Senior **Aaron Brennan** had his career-best stretch of double-digit scoring games stopped at seven at UIC last week. Brennan was held to eight points on 1-of-7 FG and 6-of-6 FT.
- The Jaguars are ranked 39th in the country in turnovers forced (15.7 to/gm) and 69th nationally in steals (7.3 spg). Junior **D.J. McCall** leads the Horizon League and is 53rd nationally with 1.95 steals per game.
- In 10 league games, senior **Aaron Brennan** (13.4 ppg) leads a balanced attack as the Jags' top seven players averaging between 5.9-13.4 points per game. **Ron Patterson** (10.9), **T.J. Henderson** (7.9), **Evan Hall** (7.2), **D.J. McCall** (6.9), **Nick Rogers** (6.8) and **Jaylen Minnett** (5.9) make up that group. Head Coach **Jason Gardner** plays just nine players overall with **Maurice Kirby** (4.2 ppg, 3.2 rpg) and **Elyjah Goss** (2.0 ppg, 2.3 rpg) also seeing time.
- Aaron Brennan** is the lone IUPUI player to have started all 21 games this season. Gardner has used six different combinations with eight different players having made at least one start. However, IUPUI has used the group of Brennan, **Evan Hall**, **Nick Rogers**, **D.J. McCall** and **Ron Patterson** the past 14 games.
- IUPUI has opened the season 2-2 in all four years since Gardner took over and never gotten back to .500 at any point in the seasons. All four years, the Jags have begun at 2-2 and dropped the fifth and sixth games of the season.
- IUPUI made the move to the Horizon League in the offseason after spending 19 years at the Division I level as a member of The Summit League. The Jaguars were picked to finish tenth in the league according to the preseason polls and no member of the Jaguars' roster earned preseason plaudits.
- The Jaguars graduated their top three players from a season ago in seniors **Darell Combs** (16.8 ppg, 63 3's), **Matt O'Leary** (13.9 ppg, 6.1 rpg, 68 3's) and **Kellon Thomas** (9.5 ppg, 90 FT%). All three started all 32 games last season and Combs (Italy) and O'Leary (Spain) signed to play overseas this season.

2017-2018 ROSTER

NUMERIC ROSTER

##	Name	Pos.	Ht.	Wt.	Yr.	Hometown/High School (Previous)
0	Jaylen Minnett	G	6-1	180	Fr.	Terre Haute, Ind./Terre Haute South
1	T.J. Henderson	G	6-0	160	Jr.	Indianapolis, Ind./Scecina
5	Camron Justice #	G	6-3	180	Jr.	Hindman, Ky./Knott County Central (Vanderbilt)
10	Nick Rogers	G	6-1	170	So.	Indianapolis, Ind./Traders Point Academy (Toledo)
12	Chad Hudson	G	5-11	175	So.	Jeffersonville, Ind./Jeffersonville / Don Bosco Prep
15	Ahmed Ismail #	C	7-1	260	Sr.	Cairo, Egypt/Nakhas Zagazig (Manhattan)
22	D.J. McCall	G	6-6	190	Jr.	Fort Wayne, Ind./Concordia Lutheran
24	Evan Hall	F	6-7	200	Jr.	Hindman, Ky./Knott County Central
25	Ron Patterson	G	6-2	200	Sr.	Indianapolis, Ind./Broad Ripple (Syracuse)
31	Maurice Kirby	F	6-9	240	Gr.	Chandler, Ariz./Basha (Loyola [Ill.])
32	Elyjah Goss	F	6-7	190	R-Fr.	Bolingbrook, Ill./Plainfield East
40	Evan Borgman	F	6-9	205	R-Fr.	Batesville, Ind./Jac-Cen-Del
45	Aaron Brennan	F	6-6	225	Sr.	Noblesville, Ind./Guerin Catholic
	Trevor Johnson #	G	6-2	170	Jr.	Flagstaff, Ariz./Flagstaff (Mesa [Ariz.] C.C.)
	Mike Sagay #	F	6-7	200	So.	Bloomfield, Conn./St. Thomas More (Boston College)

will sit out the 2017-18 season as a Division I transfer; ^ expected to redshirt the 2017-18 season

COACHING STAFF

Head Coach:	Jason Gardner
Alma Mater:	Arizona, '11
Career Record:	(44-72; 4th season)
IUPUI Record:	(44-72; 4th season)
Conference Record:	(26-32; 4th season)
Associate Head Coach:	Matt Crenshaw
Alma Mater:	IUPUI, '04
Assistant Coach:	Roy Hairston
Alma Mater:	Purdue, '97
Assistant Coach:	Matt Bringman
Alma Mater:	Palm Beach Atlantic, '06
Senior Advisor:	Andy Fagan
Alma Mater:	Indiana, '01
Strength Coach:	Jason Quarles
Alma Mater:	IUPUI, '12

PRONUNCIATION GUIDE

Jaylen MINNETT	(min- NET)
ELYJAH Goss	(uh-lye- JUH)

RADIO / TV ROSTER



#0 - JAYLEN MINNETT
6-1 // Fr. // G
Terre Haute, Ind.



#1 - T.J. HENDERSON
6-0 // So. // G
Indianapolis, Ind.




#10 - NICK ROGERS
6-1 // So. // G
Indianapolis, Ind.



#12 - CHAD HUDSON
5-11 // So. // G
Jeffersonville, Ind.



#22 - D.J. McCALL
6-6 // Jr. // G
Fort Wayne, Ind.



#24 - EVAN HALL
6-7 // Jr. // F
Hindman, Ky.



#25 - RON PATTERSON
6-2 // Sr. // G
Indianapolis, Ind.



#31 - MAURICE KIRBY
6-9 // Gr. // F
Chandler, Ariz.



#32 - ELYJAH GOSS
6-7 // R-Fr. // F
Bolingbrook, Ill.



#40 - EVAN BORGMAN
6-9 // R-Fr. // F
Batesville, Ind.



#45 - AARON BRENNAN
6-6 // Sr. // F
Noblesville, Ind.



JASON GARDNER
Head Coach
4th season

CAREER DOUBLE-DIGIT PERFORMANCES/STARTS

Double-Digit Scoring Games

Name	Season	Career
Brennan	11	29
Goss	1	1
Hall	8	21
Henderson	12	25
Kirby	2	2
McCall	3	10
Minnett	4	4
Patterson	11	29
Rogers	2	2

20+ Point Scoring Games

Name	Season	Career
Brennan	3	3
Hall	0	1
McCall	1	2

Double-Digit Reb. Games

Name	Season	Career
Brennan	1	2
Goss	1	1
Hall	3	6
McCall	0	3

Double-Doubles

Name	Season	Career
Brennan	1	2
Hall	1	3

Games Started

Name	Season	Career
Brennan	21	63
Hall	20	54
Henderson	5	7
Kirby	1	1
McCall	18	55
Minnett	4	4
Patterson	20	30
Rogers	16	16

POLLS

Associated Press				Coaches			
Week 13 (Jan. 29)				Week 19 (Jan. 23)			
Rank	Team (1st)	Rank	Team (1st)	Rank	Team (1st)	Rank	Team (1st)
1	Villanova (47)	1	Villanova (22)	1	Villanova (22)	1	Villanova (22)
2	Virginia (17)	2	Virginia (8)	2	Virginia (8)	2	Virginia (8)
3	Purdue (1)	3	Purdue (1)	3	Purdue (1)	3	Purdue (1)
4	Duke	4	Michigan State	4	Michigan State	4	Michigan State
5	Michigan State	5	Duke	5	Duke	5	Duke
6	Xavier	6	Xavier	6	Xavier	6	Xavier
7	Kansas	7	Kansas	7	Kansas	7	Kansas
8	Cincinnati	8	Cincinnati	8	Cincinnati	8	Cincinnati
9	Arizona	9	Arizona	9	Arizona	9	Arizona
10	Texas Tech	10	Texas Tech	10	Texas Tech	10	Texas Tech
11	Auburn	11	West Virginia	11	West Virginia	11	West Virginia
12	Oklahoma	12	Gonzaga	12	Gonzaga	12	Gonzaga
13	Saint Mary's	13	Auburn	13	Auburn	13	Auburn
14	Gonzaga	14	Saint Mary's	14	Saint Mary's	14	Saint Mary's
15	West Virginia	15	Oklahoma	15	Oklahoma	15	Oklahoma
16	Wichita State	16	Wichita State	16	Wichita State	16	Wichita State
17	Ohio State	17	North Carolina	17	North Carolina	17	North Carolina
18	Tennessee	18	Ohio State	18	Ohio State	18	Ohio State
19	North Carolina	19	Tennessee	19	Tennessee	19	Tennessee
20	Clemson	20	Clemson	20	Clemson	20	Clemson
21	Kentucky	21	Rhode Island	21	Rhode Island	21	Rhode Island
22	Rhode Island	22	Kentucky	22	Kentucky	22	Kentucky
23	Florida	23	Arizona State	23	Arizona State	23	Arizona State
24	Michigan	24	Florida	24	Florida	24	Florida
25	Arizona State	25	Michigan	25	Michigan	25	Michigan

MID-MAJOR TOP 25

January 29							
Rk	Team (1st)	Record	Pts.	Prev.	Conf.		
1.	Saint Mary's (27)	21-2	771	1	West Coast		
2.	Gonzaga (3)	19-4	746	2	West Coast		
3.	New Mexico State	18-3	709	3	Western Athletic		
4.	Louisiana (1)	19-3	651	4	Sun Belt		
5.	ETSU	18-4	633	5	Southern		
6.	Loyola Chicago	18-4	610	8	Missouri Valley		
7.	Buffalo	16-5	582	11	Mid-American		
8.	BYU	18-5	501	7	West Coast		
9.	South Dakota	18-6	494	9	Summit		
10.	South Dakota State	18-6	472	6	Summit		
11.	Charleston	16-6	456	15	Colonial		
12.	Vermont	17-5	349	14	America East		
13.	Stephen F. Austin	17-4	345	10	Southland		
14.	UNC Greensboro	16-5	310	18	Southern		
15.	UC Santa Barbara	16-5	304	17	Big West		
16.	Montana	16-5	294	21	Big Sky		
17.	Wofford	15-6	237	13	Southern		
18.	Belmont	17-6	207	22	Ohio Valley		
19.	Furman	15-7	200	12	Southern		
20.	Wright State	17-6	154	25	Horizon		
21.	Murray State	16-5	125	NR	Ohio Valley		
22.	Georgia State	16-6	107	NR	Sun Belt		
23.	Toledo	15-6	102	NR	Mid-American		
24.	Bucknell	15-8	82	NR	Patriot		
25.	Northern Ky.	15-7	76	23	Horizon		

HORIZON LEAGUE

HORIZON LEAGUE STANDINGS		
through Jan. 24		
Team	Overall (Pct.)	HL (Pct.)
Wright State	17-7 (.708)	9-2 (.818)
Northern Kentucky	16-7 (.696)	9-2 (.818)
UIC	12-11 (.522)	7-3 (.700)
Oakland	14-9 (.609)	6-4 (.600)
Milwaukee.....	12-13 (.480)	5-7 (.417)
Green Bay	10-15 (.400)	5-7 (.417)
IUPUI	7-14 (.333)	4-6 (.400)
Youngstown State.....	6-18 (.250)	4-7 (.364)
Cleveland State	6-18 (.250)	3-8 (.273)
Detroit Mercy	6-17 (.261)	2-8 (.200)

UPCOMING SCHEDULE		
Date	Game	Time
2/2	IUPUI at Detroit Mercy	7pm
	Green Bay at Milwaukee	8pm
	UIC at Oakland	9pm
2/3	Northern Ky. at Cleveland St.	3pm
	Wright St. at Youngstown St.	7pm
2/4	IUPUI at Oakland	12pm
	UIC at Detroit Mercy	2pm
2/8	Cleveland St. at IUPUI	7pm
	Green Bay at Wright St.	7:30pm
	Milwaukee at Northern Ky.	7:30pm
	Youngstown St. at UIC	8pm
2/9	Detroit Mercy at Oakland	9pm
2/10	Youngstown State at IUPUI	1pm
	Green Bay at Northern Ky.	7pm
	Milwaukee at Wright St.	7pm
	Cleveland State at UIC	8pm
2/14	Oakland at Youngstown St.	7pm
	Detroit Mercy at Cleveland St.	7pm
2/16	Oakland at Cleveland St.	7pm
	Northern Ky. at Wright St.	7pm
	Detroit Mercy at Youngstown St.	7pm
2/19	Oakland at IUPUI	7pm
	Youngstown St. at Northern Ky.	7:30pm
	Cleveland St. at Wright St.	7:30pm
	Detroit Mercy at UIC	8pm
2/22	Green Bay at Oakland	7pm
	Milwaukee at Detroit Mercy	7pm
2/23	Wright St. at IUPUI	11am
	Northern Ky. at UIC	8pm
2/24	Green Bay at Detroit Mercy	2pm
	Milwaukee at Oakland	3pm
	Cleveland St. at Youngstown St.	7pm
2/25	Northern Ky. at IUPUI	1pm
	Wright St. at UIC	6pm

IUPUI IN HORIZON LEAGUE STATS		
as of Jan. 31 [denotes NCAA ranking]		
Category	HL [Nat Rk.]	Stat
Scoring	9th	68.0 ppg
Scoring Defense.....	5th	73.1 ppg
Scoring Margin.....	7th	-5.1 ppg
Free Throw %	9th	65.1%
Field Goal %	9th	42.2%
Field Goal % Def	9th	48.1%
3Pt Field Goal %	5th	34.4%
3Pt Field Goal % Def....	7th	36.5%
Rebounding Offense....	9th	32.9 rpg
Rebounding Defense ...	5th	34.6 rpg
Rebounding Margin	8th	-1.7 rpg
Blocked Shots	7th	3.3 bpg
Assists	5th	13.5 apg
Steals	4th [69th]	7.3 spg
Turnover Margin.....	4th	+1.2/game
Assist/TO Ratio	8th	0.93 a/to
Offensive Rebounds....	2nd [76th]	11.8 rpg
Defensive Rebounds....	10th	21.1 rpg
3Pt Field Goals Made...	7th	7.3/game
Home Attendance.....	10th	882/game

Player Horizon [Natl Rk.]			Stat
Aaron Brennan			
FT Pct.	13th		78.6%
Scoring	18th		12.6 ppg
Evan Hall			
Off. Reb.	t-4th		2.3 rpg
Blocked Shots	t-11th		0.8 bpg
Rebounding	13th		5.4 rpg
T.J. Henderson			
FT Pct.	10th		79.7%
D.J. McCall			
Steals	1st [53rd]		2.0 spg
Off. Reb.	t-13th		1.9 rpg
Jaylen Minnett			
3FG Pct.	10th		39.3%
3FG/Gm.	t-15th		1.6/game
Ron Patterson			
3FG/Gm.	t-3rd		2.4/game
Steals	t-7th		1.2 spg
3FG Pct.	11th		38.2%
Scoring	21st		11.3 ppg
Nick Rogers			
Assists	6th		3.6 apg
Ast/TO Ratio	7th		1.60 ast/to
FT Pct.	15th		75.5%

LAST TIME OUT

Despite leading by five points at the break, IUPUI allowed UIC to reel off a decisive 12-0 run late in the second half and fell to the Flamers in Chicago, 71-62. Senior **Ron Patterson** led IUPUI with 18 points (6-10 3's) and **Nick Rogers** matched his career-high with 11 points in the loss. Marcus Ottey paced UIC with 18 points and Dikembe Dixson contributed 14 points.

UIC shot 45.5 percent from the floor and outrebounded IUPUI 41-35 to sweep the season series from the Jaguars.

CLOSE CALLS

Five of IUPUI's last eight games have been decided by six points or less. The Jags are 3-2 in those five decisions. Only three of IUPUI's 10 Horizon League games have been decided by double-digits - an 18-point loss at NKU, a 15-point win over Detroit and a 23-point defeat at Youngstown State.

THEFT ALERT

Junior **D.J. McCall** currently leads the Horizon League (53rd nationally) with 1.95 steals per game. After not collecting a steal in the season's opening two games, McCall has 39 steals in 18 games (2.17 spg).

By comparison, McCall had just 22 steals *all of last season* and 41 in his 63-game career entering this season.

ROSTER CHANGES

The IUPUI program had a few roster changes at the turn of the semester as one player departed the program and two others joined the Jaguars. Little used sophomore **Noah Thomas** left the program after having appeared in just two games in the first semester. Thomas, a 6-foot-9 center, totaled four points and four rebounds in eight total minutes.

On the flip side, the Jaguars brought in a pair of transfers as **Mike Sagay** (Boston College) and **Trevor Johnson** (Mesa [Ariz.] C.C.) joined the program. Sagay, a 6-foot-7 forward, comes to IUPUI with two-and-a-half years of eligibility, after having played 15 games at Boston College last season. A 3-star recruit, Sagay was ranked among Connecticut's top players as a senior at St. Thomas More High School.

Johnson, a 6-foot-2 guard, comes to IUPUI with two years of eligibility remaining. Johnson was an All-State performer while at Flagstaff [Ariz.] High School before attending Mesa Community College.

Both are able to begin practice with the team immediately.

STARTER NOTES

In the early portion of the non-league slate, head coach **Jason Gardner** continued to tweak the Jaguars' starting five, using six different quintets. For the year, senior **Aaron Brennan** is the lone Jag to have started all 21 games and **Ron Patterson** and **Evan Hall** have each started 20 times. Eight different players have at least one start this season.

That said, the group of Brennan, Patterson, Hall, **D.J. McCall** and **Nick Rogers** have started IUPUI's last 14 games (5-9).

BENCH NOTES

As a result of the shuffling lineups, the IUPUI bench has been especially strong, averaging 23.3 points per game, including a season-high 42 on two different occasions. The past four years, the IUPUI bench has outscored opponents in 77 of 116 (66.4 percent) of its games, going 38-39 in those contests.

BENCH NOTES, PART II

IUPUI's top scorer has been a reserve six times this season. Four different players have contributed to those six occasions.

Patterson (1): at Ball State (14 pts)
Kirby (1): at Purdue (16 pts)
Minnett (1): at Wright State (11 pts)
Henderson (3): at Gonzaga (18 pts), IUK (19 pts), at GB (13 pts)

WIN/LOSS SPLITS

In IUPUI's seven wins, the Jags have shot 46.1 percent from the field and held foes to 39.6 percent overall and 28.4 percent from deep. In addition, the Jags have outrebounded opponents by 5.1 boards per game in the seven wins.

In the Jaguars' 14 losses, IUPUI has shot just 40.2 percent overall and allowed opponents to shoot a robust 52.6 percent from the field and 41 percent from beyond the arc. In addition, IUPUI has been outrebounded by 5.1 boards per game in the 14 losses.

IN LEAGUE PLAY...

IUPUI has defended the three well in Horizon League play, yielding just 31.5 percent from deep in 10 games. On the flip side, IUPUI is shooting 37.1 percent from deep in league play, led by Brennan's 42.4 percent and Minnett's 40 percent.

IUPUI has made as many or more threes than their opponents in nine of 10 league games thus far.

MAKE SHOTS, WIN GAMES

The most telling number of outcomes of games under head coach **Jason Gardner** has simply been field goal percentages.

IUPUI is 40-8 (.833) in games in which the Jaguars have shot a better percentage than opponents and just 4-64 (.059) when being outshot.

The Jan. 10 Milwaukee win is the only time this season IUPUI has been outshot and won the game.

GETTING LOOKS

Two areas where IUPUI has excelled this season are offensive rebounding (76th nationally - 11.8 rpg) and forcing turnovers (39th nationally - 15.7 to/g).

Because of those numbers, IUPUI has *attempted* 106 more shots than their foes for the year, good for 5.0 shot attempts per game.

GRADE CHECK

Ten members of the IUPUI basketball team earned

at least a 3.0 grade point average during the fall semester - **Evan Borgman**, **Aaron Brennan**, **Elijah Goss**, **Evan Hall**, **T.J. Henderson**, **Chad Hudson**, **Ahmed Ismail**, **Maurice Kirby**, **D.J. McCall** and **Noah Thomas**.

LEAGUE OPENERS

Head coach **Jason Gardner** is now 3-1 in league openers, having won all three of his Summit League openers before losing his Horizon League opener at NKU on Thursday.

1/4/15 - at Fort Wayne (63-58)

1/1/16 - at South Dakota (77-66)

12/31/16 - Western Illinois (89-71)

12/28/17 - at Northern Kentucky (59-77)

NEW NIGHT, NEW SCORER

Six different players have been the team's top scorer this season, led by **T.J. Henderson**'s team-high 12 double-digit scoring games. **Aaron Brennan** and **Ron Patterson** are second on the squad with 11 each.

SNAPPED AT 13

Senior **Ron Patterson** opened the year in 13 straight games to start the season - his longest stretch of his college career. His longest streak last season was 10 straight games from Jan. 5-Feb. 8.

DEFENDING THE TREY

The Jaguars struggled to defend the three-point line during the non-league schedule, yielding 36.5 percent. Below are some instances of the Jaguars' woes, both individually and collectively:

at Bradley (57.1%) - Nate Kennell (5-of-9)

at EU (45.0%) - Terrell Lewis (7-of-9)

at WIU (58.8%) - Kobe Webster (5-of-7)

vs. SIUE (68.8%)

TOUGH THREE

IUPUI endured arguably the toughest three-game stretch in program history with road games at No. 21 Purdue (L, 61-86), at Washington State (L, 59-72) and at No. 12 Gonzaga (L, 71-101). The losses at Purdue and Gonzaga dropped IUPUI to 0-17 all-time against nationally ranked foes.

In the non-conference slate, IUPUI had the nation's 50th toughest schedule (hardest in the Horizon League) according to KenPom.com.

FIVE KEY NUMBERS

Below are five key numbers from the Jaguars' loss at Youngstown State.

40-22: UIC outscored IUPUI 40-22 in the paint as the Jaguars' starting frontline of Hall and Brennan hit just 4-of-18 shots

33.3%: IUPUI shot just 33.3 percent for the game, hitting 18-of-54 shots

18: Senior **Ron Patterson** fell one point shy of matching his career-high of 19 points, hitting a career-high six treys in the loss

11: The typically dependable IUPUI bench was limited to just 11 points, seven of which came from freshman **Elijah Goss**

11: Junior **Evan Hall** matched his career-high with 11 boards

O-FOR-RANKED

IUPUI has never defeated a ranked opponent, going 0-17 versus the ranked in the program's Division I era. Below is a listing of those 17 results, 12 of which were true road games.

The Jaguars' average margin of defeat is 21.2 points per game in the 17 total losses:

12/13/99 at #2 Arizona L, 41-70

12/15/01 vs. #20 Ball State L, 81-103

3/21/03 vs. #2 Kentucky L, 64-95 // NCAA - Nashville, TN

12/13/03 at #25 Dayton L, 59-61

12/18/04 at #18 Louisville L, 60-80

11/10/07 at #11 Marquette L, 68-78

12/14/08 vs. #20 Arizona St. L, 58-59 (ot) Phoenix, Ariz.

11/14/10 at #12 Gonzaga L, 56-86

11/21/10 vs. #25 San Diego State L, 46-61 Oxford, Ohio

12/9/10 at #2 Ohio State L, 64-75

12/22/10 vs. #7 San Diego State L, 54-56 Las Vegas, Nev.

12/7/11 at #5 Louisville L, 60-90

11/12/12 at #5 Michigan L, 54-91

12/7/15 at #11 Purdue L, 53-80

12/28/15 at #9 Butler L, 54-92

12/10/17 at #21 Purdue L, 61-86

12/18/17 at #12 Gonzaga L, 71-101

AT THE HORN

Winning games at the horn has been a staple of head coach **Jason Gardner**'s squads. Since Gardner took over, IUPUI has won five games in the closing seconds, including three as time expired:

P.J. Boutte 15' floater at the horn vs. Ball State (71-69 / Nov. 22, 2014)

Marcellus Barksdale layup at the horn at IPFW (84-82 / Jan. 23, 2016)

Jordan Pickett wing 3 with :02 vs. NDSU (73-72 / Jan. 31, 2016)

Darell Combs wing J with :01.5 vs. SDSU (85-83 / Jan. 18, 2017)

Evan Hall layup at the horn vs. Milwaukee (72-71 / Jan. 10, 2018)

FRESH STARTS

In the season opener at Bradley, true freshman **Jaylen Minnett** became the first IUPUI true rookie to start his debut since **Alex Young** did so against Northeastern in 2008. Minnett had five points, two boards and an assist in his IUPUI debut.

JAGS LOCK UP RAVENS

While head coach **Jason Gardner** has preached defense in the preseason, the win over Anderson was especially impressive in that IUPUI held the Ravens to just 43 points. The 43 were the fewest by a foe since Gardner took over the program and just the second time an IUPUI opponent tallied less than 50 in the Gardner-era (49 vs. Denver on Jan. 10, 2015).

The 43 points allowed was the lowest total by an IUPUI opponent since holding Western Illinois to 42 on Feb. 6, 2010.

CUPBOARD CHECK

IUPUI brings back seven returners from last season, five of whom saw meaningful minutes. Below is a rundown of the Jaguars' top statistical returners, along with some key numbers.

Stat (% Returning): Top Returners

SERIES HISTORY

Date	Loc	Score	W/L
------	-----	-------	-----

1-16-18	H	81-66	W
---------	---	-------	---

NEWS, NOTES & STORYLINES (CONT.)

Scoring (45.8%): Patterson (9.3), Brennan (8.4)
Rebounding (56.9%): Hall (5.2), McCall (5.0)
Assists (45.3%): Patterson (64), Henderson (52)
Minutes (50.2%): Patterson (23.7), McCall (21.2)
FGM (47.3%): Patterson (107), Brennan (102)
3FGM (43.4%): Patterson (62), Henderson (30)
FTM (34.3%): McCall (45), Brennan (39)
Blocks (69.0%): Hall (24), Patterson (13)
Steals (60.4%): Patterson (44), Henderson (32)

FULL STRENGTH

The Nov. 21 Morehead State game was the first time all season the Jags were at full strength. **Evan Hall, D.J. McCall** and **Nick Rogers** all missed time in the season's first three games.

GRADS

The IUPUI roster boasts three graduates this season as **Maurice Kirby** completed his degree at Loyola (Ill.) and is pursuing his master's in sports journalism. In addition, junior guard **D.J. McCall** completed his undergraduate work in three years and is now pursuing his master's degree at IUPUI. **Aaron Brennan** completed his degree requirements during the recently finished fall semester.

TRENDING

When head coach **Jason Gardner** took over the IUPUI program prior to the 2014-15 season, he knew it was going to be a lengthy rebuild. The Jags were on the heels of back-to-back 6-26 seasons and 300+ RPI finishes. As expected, Gardner has had IUPUI steadily rising since his takeover:

	Record	RPI	Final Sagarin
2012-13:	6-26	329	332
2013-14:	6-26	322	332
2014-15:	10-21	257	278
2015-16:	13-19	191	226
2016-17:	14-18	217	202

SIXTH OLDEST

Unofficially, senior swingman **Ron Patterson** is the sixth-oldest player in all of college basketball this season and will turn 25 on Jan. 24 of this season. Here is a quick rundown of those older than him going into the season with their ages as of Nov. 10, 2017:

Josh Boutte (Sam Houston St.): 25 years, 307 days
 Gibson Johnson (Hawaii): 25 years, 273 days
 Zach Nelson (Utah Valley): 25 years, 143 days
 Isaac Neilson (Utah Valley): 24 years, 352 days
 Kyle Brown (Cornell): 24 years, 345 days
Ron Patterson (IUPUI): 24 years, 296 days

HOOSIER MADE

IUPUI has the second-most Indiana-natives of any team in the country with nine, trailing only Ball State. Of the nine Indiana natives, four are from the Indianapolis-area in **Aaron Brennan, T.J. Henderson, Ron Patterson** and **Nick Rogers**.

NEW LEAGUE, OLD RIVALS

Although IUPUI will be in year one of Horizon League play, that doesn't mean there won't be some recognizable foes in league play.

The most recognizable will be longtime Mid-Con/Summit foe Oakland University, which IUPUI played 36 times between 1998 and 2013 as league foes. Oakland leads the all-time series 25-16, which includes five meetings in the mid-/late 70's.

Another former league foe in the Horizon League is Youngstown State, which IUPUI played six times from 1999-2001 before the Penguins moved leagues. YSU is 8-1 all-time against IUPUI, which includes three meetings from the mid-/late 70's.

Another familiar face is Wright State head coach Scott Nagy, who was the longtime leader of the South Dakota State program before taking over the Raiders a couple seasons ago. While at the helm of the SDSU program, Nagy was 13-7 against the Jaguars.

BRING 'EM ON

IUPUI added a new assistant coach in the offseason as **Matt Bringman** joined the Jaguars' staff, replacing Scott Gillespie. Bringman came to IUPUI from South Plains (Texas) College where he helped the Texans to a 2-year record of 53-11 and 28-4 in conference play. South Plains was 3rd at 2017 NJCAA National Championships in Hutchinson, Kan.

Bringman helped a number of players on to Division I opportunities, including Jordan Brangers (Western Kentucky), Raquan Mitchell (Colorado State), Shawntrez Davis (Nevada) and Josh Webster (Texas Tech).

OVERSEAS ADVENTURES

IUPUI's top two players from a season ago - seniors **Darell Combs** and **Matt O'Leary** - are both continuing their playing careers overseas this winter.

Combs inked a deal in early September to play for the Roseto Sharks in Italy's second division. Combs had an NBA workout with the Washington Wizards before ultimately seeking employment overseas.

O'Leary signed in late July to continue his career with Penas Huesca in the LEB Gold - Spain. LEB Gold is the second division in Spain and known as one of the top leagues in Europe.

In addition, former Jaguars **Alex Young** and **Robert Glenn** are also continuing to play overseas.

ON THE SIDELINES

IUPUI has two Division I-transfers sitting out this season in senior center **Ahmed Ismail** (Manhattan) and junior guard **Camron Justice** (Vanderbilt).

Ismail has one season remaining and averaged 3.9 points and 4.8 rebounds per game as a junior at Manhattan. The 7-foot-1 native of Egypt blocked a team-high 32 shots last season and started 19 games for the Jaspers.

Justice, a high school teammate of **Evan Hall**, was the 2015 Kentucky Mr. Basketball selection and appeared in 33 games at Vanderbilt. The 6-foot-3 sharpshooter shot 38.9 percent from deep as a true freshman, averaging 3.4 points per contest for the Commodores. However, he barely played for Bryce Drew and the new coaching staff, opting to transfer to rejoin Hall.

NEW SIGNEES

IUPUI inked a pair at the start of the fall signing period, adding size in 6-foot-7 **Jack Hansen** (Noblesville, Ind./Guerin Catholic) and 6-foot-10 **Brandon Kenyon** (Caledonia, Ontario/RISE Prep).

Hansen played AAU with Team Blaze Select and was Gardner's first commitment of the 2018 class and chose IUPUI over interest from Valpo, Indiana State and Wright State. He averaged 19 points and nine rebounds per game as a junior and is among the state's top players heading into this season.

Kenyon played AAU with UPLAY Canada and excelled on the Nike EYBL circuit last summer. His UPLAY squad boasts Florida, Central Arkansas and Loyola signees while The RISE Prep program is expected to be among the best in the Ontario Scholastic Basketball Association (OSBA).

UNIVERSITY QUICK FACTS

Location Indianapolis, Ind.
Founded 1969
Nickname Jaguars
Colors Red, gold & black
Enrollment 30,690
Affiliation NCAA Division I
Conference The Horizon League
Home Facility (Cap.) Indiana Farmers Coliseum (6,800)
Chancellor Dr. Nasser Paydar
Athletics Director Dr. Roderick Perry
Website www.IUPUIJags.com
Twitter @IUPUIJaguars
Athletics Phone (317) 278-5247
Mailing Address 1000 Waterway Blvd.
 Indianapolis, IN 46202

BASKETBALL HISTORY

First Yr. of basketball 1972
Seasons of basketball 46th
Seasons of Division I basketball 20th
Division I (1998-pres.) Record 248-266 (.481)
NCAA Appearances 1
Last NCAA Appearance 2003
Last Postseason Appearance 2010 (CBI - Second Round)

UNIVERSITY NOTES

ABOUT THE UNIVERSITY

IUPUI is a public research university located in downtown Indianapolis that is the result of a merger of the Purdue Indianapolis Extension Center (1946) and Indiana University Indianapolis (1916). The merger was completed in 1969 and athletics began in 1972.

The university offers more than 200 degree programs and boasts an enrollment over 30,000 (22,000 undergrad and 8,000 postgrad). The university also boasts an endowment of more than \$850 million.

The university is ranked among the Top 200 "National Universities" and ranked 7th for "Up and Coming Schools." U.S. News has ranked IUPUI among the nation's elite for 13 straight years.

ATHLETIC PROWESS

IUPUI was a primary beneficiary of the 1987 Pan-American Games in Indianapolis and continues to boast some world renowned facilities.

The IU Natatorium is located on the IUPUI campus and is among the best swimming & diving facilities in the world. It has hosted the U.S. Olympic Team Trials four different times and 12 NCAA National Championship meets. In addition, the 2017 World Juniors were held at IUPUI and 16 world records have been set in the Natatorium water.

Adjacent west is the Michael A. Carroll Track & Soccer Stadium which has hosted several USA Outdoor Track & Field Championships and NCAA Championships, along with the 1988 US Olympic Trials. Florence Griffith-Joyner set the 100m world record of 10.49 on the track.

In basketball circles, IUPUI is best known as the long-time host of the Nike All-American Camp, which was held on campus for two decades. The nation's top prep players and coaches from every level converged on campus for two weeks each summer in what was considered the elite college recruiting event of the year. Alum included LeBron James, Chris Webber, Allen Iverson, Kevin Garnett, Jason Kidd and Paul Pierce, among many others.

GEORGE HILL

IUPUI's best known basketball alum is current NBAer **George Hill**, who is in his tenth year in the league this season. Hill was originally drafted by the San Antonio Spurs (1st rd., 26th overall) in 2008.

He's played for the Spurs (2008-11), Indiana Pacers (2011-16), and Utah Jazz (2016-17) before signing with the Sacramento Kings this offseason. Hill has played in more than 600 games and made nearly 400 starts in his NBA career.

2017-2018 MISCELLANEOUS STATISTICS

IUPUI'S RECORD WHEN...

	'17-18	2018	Under
	Overall	HL	Gardner
Home:	6-2	3-1	27-16
Away:	1-12	1-5	16-52
Neutral:	0-0	0-0	1-4
Overtime:	0-0	0-0	4-6
Lead @ Halftime:	4-3	2-2	33-12
Trail @ Halftime:	2-11	1-4	8-57
Tied @ Halftime:	1-0	1-0	3-3
Leading w/ 5:00 left:	6-2	3-1	36-6
Trailing w/ 5:00 left:	0-11	0-5	3-62
Tied w/ 5:00 left:	1-1	1-0	5-4
Shooting 50% or better:	3-2	1-0	21-3
Shooting 40-50%:	3-4	2-3	21-32
Shooting less than 40%:	1-8	1-3	2-37
Shooting better % than opp.	6-1	3-0	40-8
Shooting worse % than opp.	1-13	1-6	4-64
Scoring less than 60:	0-4	0-2	3-26
Score 60-69 pts:	3-6	2-4	7-26
Score 70-79 pts:	2-3	1-0	15-14
Score 80-89 pts:	2-1	1-0	16-6
Score 90+ pts:	0-0	0-0	3-0
Opp. scores less than 60:	2-0	1-0	9-5
Opp. scores 60-69 pts:	3-2	2-1	17-14
Opp. scores 70-79 pts:	2-5	1-4	10-26
Opp. scores 80-89 pts:	0-5	0-1	8-17
Opp. scores 90+ pts:	0-2	0-0	0-10
Commit less TO than opp.	3-9	1-4	22-31
Commit more TO than opp.	3-5	2-2	21-38
Commit same TO as opp.	1-0	1-0	1-3
Outrebound opponent:	5-3	3-1	28-19
Outrebounded:	1-10	1-4	14-50
Rebounding is equal:	1-1	0-1	2-3
Bench outscores opp.:	6-8	3-4	38-39
Bench is outscored:	1-5	1-2	6-28
Bench scoring is equal:	0-1	0-0	0-5
Hit more FT than opp.:	3-3	2-1	26-11
Hit less FT than opp.:	4-10	2-4	17-58
Hit same FT as opp.:	0-1	0-1	1-3
Hit more 3's than opp.:	4-6	3-5	21-27
Hit less 3's than opp.:	1-8	0-1	18-37
Hit same 3's as opp.:	2-0	1-0	5-8
Decided by 5 pts or less:	2-4	2-2	19-18
Decided by 6-10 points:	2-2	1-2	6-20
Decided by 10+ points:	3-8	1-2	19-34
In home whites:	6-2	3-1	28-16
In road blacks:	1-6	1-3	3-21
In road reds:	0-6	0-2	13-35
7 in double-digits:	0-0	0-0	1-0
6 in double-digits:	0-0	0-0	1-0
5 in double-digits:	0-0	0-0	5-3
4 in double-digits:	3-1	2-0	14-8
3 in double-digits:	1-5	0-0	11-21
2 in double-digits:	3-6	2-5	10-32
1 in double-digits:	0-2	0-1	2-6
0 in double-digits:	0-0	0-0	0-2
On Mondays:	1-1	0-0	2-8
On Tuesdays:	3-1	2-0	3-10
On Wednesdays:	1-1	1-0	7-9
On Thursdays:	0-3	0-3	3-12
On Fridays:	2-1	1-0	6-5
On Saturdays:	0-6	0-3	19-24
On Sundays:	0-1	0-0	4-5
In November:	2-3	0-0	8-17
In December:	1-7	0-2	10-22
In January:	4-4	4-4	17-16
In February:	0-0	0-0	8-14
In March:	0-0	0-0	1-3

TIMES LED

Player	Pts.	Reb.	Ast.	Stl.	Blk.	GAMES WITH							TOTAL	
						10+ Pts.	20+ Pts.	10+ Reb.	3+ Ast.	3+ Blk.	3+ Stl.	3+ 3's	Dunks	DbI-DbIs
0-Minnett	1/1	0/0	2/2	1/1	1/1	4/4	0/0	0/0	1/1	0/0	0/0	3/3	0/0	0/0
1-Henderson	2/5	1/2	4/11	3/21	1/5	12/25	0/0	0/0	6/15	0/0	2/6	1/5	0/2	0/0
10-Rogers	0/0	0/0	12/12	1/1	1/1	2/2	0/0	0/0	12/12	0/0	0/0	0/0	1/1	0/0
12-Hudson	0/0	0/0	0/0	0/0	0/0	0/0	0/0	0/0	0/0	0/0	0/0	0/0	0/0	0/0
22-McCall	2/6	4/13	7/15	12/24	2/7	3/10	1/2	0/3	6/15	0/0	6/7	2/3	10/21	0/0
24-Hall	0/2	7/19	0/1	2/7	8/25	8/21	0/1	3/6	0/3	0/3	1/1	0/0	1/11	1/3
25-Patterson	6/12	2/2	3/10	5/18	5/11	11/29	0/0	0/0	6/15	1/1	1/6	9/19	6/15	0/0
31-Kirby	1/1	2/2	0/0	0/0	2/2	2/2	0/0	0/0	0/0	0/0	0/0	0/0	2/2	0/0
32-Goss	0/0	2/2	0/0	2/2	3/3	1/1	0/0	1/1	0/0	1/1	0/0	0/0	8/8	0/0
40-Borgman	0/0	0/0	0/0	0/0	0/0	0/0	0/0	0/0	0/0	0/0	0/0	0/0	1/1	0/0
45-Brennan	9/13	4/6	1/6	1/11	5/21	11/29	3/3	1/2	5/9	1/2	1/4	4/5	1/5	1/2

totals listed by season/career

SPECIALTY STATS (IUPUI/OPP)

PP = Points in the Paint; POT = Points off Turnover; 2nd = 2nd Chance Points; BP = Bench Points

Opponent	Result	PP	POT	2nd	BP	Lead	Largest Deficit	Largest Lead	Changes	Ties
# Carroll University	W, 65-56	34/20	32/4	14/15	14/15	14	5	6	4	4
at Bradley	L, 53-68	18/20	13/13	14/10	5/34	3	18	3	1	1
Anderson University	W, 75-43	38/18	27/12	12/5	24/11	33	-	0	0	0
at Eastern Illinois	L, 79-80	42/33	11/19	9/12	4/20	7	3	9	13	13
Morehead State	W, 67-61	24/30	16/12	8/6	17/8	11	-	0	1	1
at Western Illinois	L, 77-90	34/32	22/11	20/3	28/26	2	28	1	1	1
at Ball State	L, 64-83	28/40	15/19	6/14	40/28	1	28	2	0	0
SIUE	L, 81-82	38/22	21/10	12/9	21/21	9	10	12	9	9
at Purdue	L, 61-86	26/36	16/23	7/7	42/27	9	32	5	2	2
at Washington State	L, 59-72	22/36	9/12	11/9	25/15	2	19	1	1	1
at Gonzaga	L, 71-101	38/48	8/15	11/6	40/61	-	30	0	0	0
IU Kokomo	W, 87-76	54/28	16/14	15/11	42/14	13	9	10	5	5
*at Northern Kentucky	L, 59-77	26/38	15/14	13/8	18/26	9	19	1	2	2
*at Wright State	L, 52-60	18/22	14/13	3/5	21/17	6	10	5	0	0
*at Green Bay	W, 67-63	36/26	16/14	11/7	26/6	11	8	3	1	1
*UIC	L, 65-70	36/30	24/14	6/6	20/16	13	7	1	4	4
*Milwaukee	W, 72-71	20/36	15/8	14/15	16/14	6	8	8	7	7
*Green Bay	W, 67-61	26/30	7/19	15/17	21/23	16	2	2	2	2
*Detroit Mercy	W, 81-66	30/22	11/21	15/9	27/21	23	-	0	1	1
*at Cleveland State	L, 67-70	34/36	17/21	11/9	17/15	1	17	6	4	4
*at Youngstown State	L, 62-85	26/38	15/23	12/20	25/24	2	24	1	0	0
*at UIC	L, 62-71	22/40	15/19	5/8	11/17	8	12	10	4	4
*at Detroit Mercy										
*at Oakland										
*Cleveland State										
*Youngstown State										
*at Milwaukee										
*Oakland										
*Wright State										
*Northern Kentucky										
HL Tourney (1st rd)										
HL Tourney (2nd rd)										
HL Tourney (3rd rd)										
HL Semifinals										
HL Finals										
Season Highs		54/48	27/23	20/20	42/61	33	30	12	13	13
Season Lows		18/18	7/8	3/3	4/6	-	-	-	-	-
Totals		636/661	323/326	230/196	490/444	-	-	80	59	59
Averages		30.3/31.5	15.4/15.5	11.0/9.3	23.3/21.1			3.8	2.8	2.8

WIN/LOSS MARGINS

Margin	W	L
1	1	1
2		
3		2
4	1	
5		1
6	2	
7		
8		
9		1
10		
11-15	1	3
16-20		2
21-30		3
30+	1	

2017-2018 IUPUI STATISTICS

THE STAT CREW SYSTEM IUPUI Combined Team Statistics (as of Jan 27, 2018) All games



RECORD:	OVERALL	HOME	AWAY	NEUTRAL
ALL GAMES	7-14	6-2	1-12	0-0
CONFERENCE	4-6	3-1	1-5	0-0
NON-CONFERENCE	3-8	3-1	0-7	0-0

#	Player	gp-gs	min	avg	Total		3-Point		F-Throw		Rebounds				pf	dq	a	to	blk	stl	pts	avg
					fg-fga	fg%	3fg-fga	3fg%	ft-fa	ft%	off	def	tot	avg								
45	BRENNAN, Aaron	21-21	575	27.4	99-219	.452	22-69	.319	44-56	.786	28	63	91	4.3	51	2	40	41	13	21	264	12.6
25	PATTERSON, Ron	21-20	590	28.1	86-204	.422	50-131	.382	15-19	.789	10	52	62	3.0	44	1	40	31	15	26	237	11.3
01	HENDERSON, T.J.	21-5	494	23.5	65-165	.394	27-84	.321	47-59	.797	14	37	51	2.4	36	0	41	49	3	19	204	9.7
24	HALL, Evan	20-20	433	21.7	65-150	.433	0-0	.000	21-71	.296	45	63	108	5.4	59	1	11	39	16	13	151	7.6
00	MINNETT, Jaylen	21-4	448	21.3	46-116	.397	33-84	.393	16-19	.842	10	18	28	1.3	34	0	27	31	1	12	141	6.7
22	McCALL, D.J.	20-18	529	26.5	52-110	.473	10-29	.345	16-32	.500	37	48	85	4.3	45	2	40	28	7	39	130	6.5
10	ROGERS, Nick	18-16	465	25.8	24-91	.264	9-37	.243	37-49	.755	6	23	29	1.6	38	0	64	40	1	9	94	5.2
31	KIRBY, Maurice	21-1	332	15.8	44-87	.506	0-0	.000	18-31	.581	29	58	87	4.1	42	0	10	20	4	6	106	5.0
32	GOSS, Elyjah	21-0	278	13.2	30-70	.429	3-10	.300	17-21	.810	28	42	70	3.3	28	0	8	14	9	8	80	3.8
35	THOMAS, Noah	2-0	8	4.0	1-1	1.000	0-0	.000	2-2	1.000	1	3	4	2.0	3	0	0	0	1	0	4	2.0
12	HUDSON, Chad	7-0	25	3.6	2-6	.333	0-3	.000	5-7	.714	0	1	1	0.1	7	0	2	2	0	0	9	1.3
40	BORGMAN, Evan	7-0	23	3.3	2-5	.400	0-1	.000	4-6	.667	2	3	5	0.7	2	0	0	3	0	0	8	1.1
Team											38	32	70		1		6					
Total.....		21	4200		516-1224	.422	154-448	.344	242-372	.651	248	443	691	32.9	390	6	283	304	70	153	1428	68.0
Opponents.....		21	4200		538-1118	.481	151-414	.365	309-420	.736	197	530	727	34.6	359	5	290	329	84	154	1536	73.1

TEAM STATISTICS	IUPUI	OPP	Date	Opponent	Score	Att.
SCORING	1428	1536	11/11/17	at Bradley	L 53-68	4936
Points per game	68.0	73.1	11/13/17	ANDERSON	w 75-43	1175
Scoring margin	-5.1	-	11/17/17	at Eastern Illinois	L 79-80	769
FIELD GOALS-ATT	516-1224	538-1118	11/21/17	MOREHEAD STATE	w 67-61	1012
Field goal pct	.422	.481	11/28/17	at Western Illinois	L 77-90	589
3 POINT FG-ATT	154-448	151-414	12/02/17	at Ball State	L 64-83	3505
3-point FG pct	.344	.365	12/06/17	SIUE	L 81-82	809
3-pt FG made per game	7.3	7.2	12/10/17	at Purdue	L 61-86	13641
FREE THROWS-ATT	242-372	309-420	12/16/17	at Washington State	L 59-72	2240
Free throw pct	.651	.736	12/18/17	at Gonzaga	L 71-101	6000
F-Throws made per game	11.5	14.7	12/22/17	IU KOKOMO	w 87-76	615
REBOUNDS	691	727	* 12/28/17	at Northern Kentucky	L 59-77	4203
Rebounds per game	32.9	34.6	* 12/30/17	at Wright State	L 52-60	3649
Rebounding margin	-1.7	-	* 01/02/18	at Green Bay	w 67-63	1932
ASSISTS	283	290	* 01/04/18	UIC	L 65-70	815
Assists per game	13.5	13.8	* 01/10/18	MILWAUKEE	w 72-71	1002
TURNOVERS	304	329	* 01/12/18	GREEN BAY	w 67-61	827
Turnovers per game	14.5	15.7	* 01/16/18	DETROIT MERCY	w 81-66	807
Turnover margin	+1.2	-	* 01/18/18	at Cleveland State	L 67-70	1125
Assist/turnover ratio	0.9	0.9	* 01/20/18	at Youngstown State	L 62-85	3222
STEALS	153	154	* 01/27/18	at UIC	L 62-71	3373
Steals per game	7.3	7.3				
BLOCKS	70	84				
Blocks per game	3.3	4.0				
ATTENDANCE	7062	49184				
Home games-Avg/Game	8-883	13-3783				
Neutral site-Avg/Game	-	0-0				

* = Horizon League game

Score by Periods	1st	2nd	Totals
IUPUI	668	760	1428
Opponents	719	817	1536

2017-2018 IUPUI HORIZON LEAGUE ONLY STATISTICS

THE STAT CREW SYSTEM IUPUI Combined Team Statistics (as of Jan 27, 2018) Conference games only



RECORD:	OVERALL	HOME	AWAY	NEUTRAL
ALL GAMES	4-6	3-1	1-5	0-0
CONFERENCE	4-6	3-1	1-5	0-0
NON-CONFERENCE	0-0	0-0	0-0	0-0

#	Player	gp-gs	min	avg	Total		3-Point		F-Throw		Rebounds				pf	dq	a	to	blk	stl	pts	avg
					fg-fga	fg%	3fg-fga	3fg%	ft-fa	ft%	off	def	tot	avg								
45	BRENNAN, Aaron	10-10	293	29.3	47-101	.465	14-33	.424	26-33	.788	13	37	50	5.0	22	0	22	24	5	10	134	13.4
25	PATTERSON, Ron	10-10	272	27.2	40-95	.421	23-58	.397	6-9	.667	4	27	31	3.1	21	1	15	17	10	13	109	10.9
01	HENDERSON, T.J.	10-0	193	19.3	28-80	.350	14-40	.350	9-11	.818	3	14	17	1.7	20	0	12	23	0	10	79	7.9
24	HALL, Evan	10-10	230	23.0	29-73	.397	0-0	.000	14-44	.318	31	38	69	6.9	31	1	5	21	9	11	72	7.2
22	McCALL, D.J.	10-10	272	27.2	27-51	.529	6-16	.375	9-17	.529	14	28	42	4.2	22	0	23	11	5	20	69	6.9
10	ROGERS, Nick	10-10	282	28.2	14-54	.259	5-21	.238	35-44	.795	4	16	20	2.0	19	0	38	23	0	5	68	6.8
00	MINNETT, Jaylen	10-0	192	19.2	20-50	.400	16-40	.400	3-5	.600	2	9	11	1.1	14	0	11	18	0	5	59	5.9
31	KIRBY, Maurice	10-0	148	14.8	17-35	.486	0-0	.000	8-16	.500	10	22	32	3.2	21	0	3	8	3	1	42	4.2
32	GOSS, Elyjah	10-0	114	11.4	8-23	.348	0-1	.000	4-6	.667	12	11	23	2.3	10	0	1	6	6	3	20	2.0
12	HUDSON, Chad	2-0	2	1.0	1-2	.500	0-1	.000	0-0	.000	0	0	0	0.0	0	0	0	0	0	0	2	1.0
40	BORGMAN, Evan	2-0	2	1.0	0-1	.000	0-0	.000	0-2	.000	1	0	1	0.5	0	0	0	0	0	0	0	0.0
Team											22	16	38				4					
Total.....		10	2000		231-565	.409	78-210	.371	114-187	.610	116	218	334	33.4	180	2	130	155	38	78	654	65.4
Opponents.....		10	2000		247-537	.460	57-181	.315	143-190	.753	95	256	351	35.1	174	2	128	160	40	85	694	69.4

TEAM STATISTICS	IUPUI	OPP
SCORING	654	694
Points per game	65.4	69.4
Scoring margin	-4.0	-
FIELD GOALS-ATT	231-565	247-537
Field goal pct	.409	.460
3 POINT FG-ATT	78-210	57-181
3-point FG pct	.371	.315
3-pt FG made per game	7.8	5.7
FREE THROWS-ATT	114-187	143-190
Free throw pct	.610	.753
F-Throws made per game	11.4	14.3
REBOUNDS	334	351
Rebounds per game	33.4	35.1
Rebounding margin	-1.7	-
ASSISTS	130	128
Assists per game	13.0	12.8
TURNOVERS	155	160
Turnovers per game	15.5	16.0
Turnover margin	+0.5	-
Assist/turnover ratio	0.8	0.8
STEALS	78	85
Steals per game	7.8	8.5
BLOCKS	38	40
Blocks per game	3.8	4.0
ATTENDANCE	3451	17504
Home games-Avg/Game	4-863	6-2917
Neutral site-Avg/Game	-	0-0

Date	Opponent		Score	Att.
* 12/28/17	at Northern Kentucky	L	59-77	4203
* 12/30/17	at Wright State	L	52-60	3649
* 01/02/18	at Green Bay	W	67-63	1932
* 01/04/18	UIC	L	65-70	815
* 01/10/18	MILWAUKEE	W	72-71	1002
* 01/12/18	GREEN BAY	W	67-61	827
* 01/16/18	DETROIT MERCY	W	81-66	807
* 01/18/18	at Cleveland State	L	67-70	1125
* 01/20/18	at Youngstown State	L	62-85	3222
* 01/27/18	at UIC	L	62-71	3373

* = Horizon League game

Score by Periods	1st	2nd	Totals
IUPUI	320	334	654
Opponents	317	377	694

2017-2018 STATISTICAL SPLITS

Wins (7 total)

#	Player	gp-gs	min	avg	Total		3-Point		F-Throw		Rebounds				pf	dq	a	to	blk	stl	pts	avg
					fg-fga	fg%	3fg-fga	3fg%	ft-fa	ft%	off	def	tot	avg								
45	BRENNAN, Aaron	7-7	195	27.9	38-76	.500	10-25	.400	18-25	.720	11	32	43	6.1	16	0	19	18	4	6	104	14.9
25	PATTERSON, Ron	7-7	200	28.6	28-60	.467	15-41	.366	10-11	.909	3	21	24	3.4	18	1	17	12	6	10	81	11.6
01	HENDERSON, T.J.	7-2	157	22.4	27-51	.529	12-26	.462	11-14	.786	4	18	22	3.1	11	0	11	16	3	5	77	11.0
00	MINNETT, Jaylen	7-1	145	20.7	18-42	.429	12-29	.414	3-4	.750	2	6	8	1.1	10	0	10	10	1	3	51	7.3
24	HALL, Evan	6-6	135	22.5	18-44	.409	0-0	.000	7-27	.259	18	23	41	6.8	19	1	3	13	8	7	43	7.2
22	McCALL, D.J.	7-6	183	26.1	19-34	.559	5-9	.556	6-15	.400	8	18	26	3.7	14	0	19	12	5	16	49	7.0
10	ROGERS, Nick	6-5	153	25.5	9-37	.243	2-11	.182	14-19	.737	2	11	13	2.2	13	0	22	10	0	3	34	5.7
31	KIRBY, Maurice	7-1	110	15.7	16-31	.516	0-0	.000	5-9	.556	9	25	34	4.9	15	0	2	6	3	2	37	5.3
35	THOMAS, Noah	1-0	6	6.0	1-1	1.000	0-0	.000	2-2	1.000	1	3	4	4.0	3	0	0	0	1	0	4	4.0
32	GOSS, Elyjah	7-0	89	12.7	8-18	.444	0-0	.000	9-12	.750	10	19	29	4.1	12	0	2	3	5	0	25	3.6
40	BORGMAN, Evan	2-0	14	7.0	2-4	.500	0-1	.000	2-2	1.000	1	2	3	1.5	2	0	0	3	0	0	6	3.0
12	HUDSON, Chad	2-0	13	6.5	0-1	.000	0-1	.000	5-6	.833	0	0	0	0.0	2	0	1	2	0	0	5	2.5
Team											12	12	24					2				
Total.....		7	1400		184-399	.461	56-143	.392	92-146	.630	81	190	271	38.7	135	2	106	107	36	52	516	73.7
Opponents.....		7	1400		152-384	.396	42-148	.284	95-139	.683	68	167	235	33.6	134	1	70	112	23	50	441	63.0

Losses (14 total)

#	Player	gp-gs	min	avg	Total		3-Point		F-Throw		Rebounds				pf	dq	a	to	blk	stl	pts	avg
					fg-fga	fg%	3fg-fga	3fg%	ft-fa	ft%	off	def	tot	avg								
45	BRENNAN, Aaron	14-14	380	27.1	61-143	.427	12-44	.273	26-31	.839	17	31	48	3.4	35	2	21	23	9	15	160	11.4
25	PATTERSON, Ron	14-13	390	27.9	58-144	.403	35-90	.389	5-8	.625	7	31	38	2.7	26	0	23	19	9	16	156	11.1
01	HENDERSON, T.J.	14-3	337	24.1	38-114	.333	15-58	.259	36-45	.800	10	19	29	2.1	25	0	30	33	0	14	127	9.1
24	HALL, Evan	14-14	298	21.3	47-106	.443	0-0	.000	14-44	.318	27	40	67	4.8	40	0	8	26	8	6	108	7.7
00	MINNETT, Jaylen	14-3	303	21.6	28-74	.378	21-55	.382	13-15	.867	8	12	20	1.4	24	0	17	21	0	9	90	6.4
22	McCALL, D.J.	13-12	346	26.6	33-76	.434	5-20	.250	10-17	.588	29	30	59	4.5	31	2	21	16	2	23	81	6.2
10	ROGERS, Nick	12-11	312	26.0	15-54	.278	7-26	.269	23-30	.767	4	12	16	1.3	25	0	42	30	1	6	60	5.0
31	KIRBY, Maurice	14-0	222	15.9	28-56	.500	0-0	.000	13-22	.591	20	33	53	3.8	27	0	8	14	1	4	69	4.9
32	GOSS, Elyjah	14-0	189	13.5	22-52	.423	3-10	.300	8-9	.889	18	23	41	2.9	16	0	6	11	4	8	55	3.9
12	HUDSON, Chad	5-0	12	2.4	2-5	.400	0-2	.000	0-1	.000	0	1	1	0.2	5	0	1	0	0	0	4	0.8
40	BORGMAN, Evan	5-0	9	1.8	0-1	.000	0-0	.000	2-4	.500	1	1	2	0.4	0	0	0	0	0	0	2	0.4
35	THOMAS, Noah	1-0	2	2.0	0-0	.000	0-0	.000	0-0	.000	0	0	0	0.0	0	0	0	0	0	0	0	0.0
Team											26	20	46		1			4				
Total.....		14	2800		332-825	.402	98-305	.321	150-226	.664	167	253	420	30.0	255	4	177	197	34	101	912	65.1
Opponents.....		14	2800		386-734	.526	109-266	.410	214-281	.762	129	363	492	35.1	225	4	220	217	61	104	1095	78.2

Home (6-2)

#	Player	gp-gs	min	avg	Total		3-Point		F-Throw		Rebounds				pf	dq	a	to	blk	stl	pts	avg
					fg-fga	fg%	3fg-fga	3fg%	ft-fa	ft%	off	def	tot	avg								
45	BRENNAN, Aaron	8-8	236	29.5	49-99	.495	13-33	.394	25-33	.758	14	37	51	6.4	18	0	22	18	8	9	136	17.0
25	PATTERSON, Ron	8-8	233	29.1	33-76	.434	17-51	.333	10-11	.909	5	18	23	2.9	18	0	18	13	11	11	93	11.6
01	HENDERSON, T.J.	8-2	188	23.5	27-63	.429	11-34	.324	17-22	.773	5	18	23	2.9	12	0	15	16	3	8	82	10.3
24	HALL, Evan	7-7	162	23.1	24-54	.444	0-0	.000	7-30	.233	17	25	42	6.0	24	1	4	10	8	8	55	7.9
22	McCALL, D.J.	8-7	213	26.6	22-39	.564	5-8	.625	5-14	.357	11	18	29	3.6	19	1	20	13	6	17	54	6.8
00	MINNETT, Jaylen	8-1	148	18.5	18-37	.486	11-27	.407	4-5	.800	2	5	7	0.9	13	0	11	12	1	2	51	6.4
31	KIRBY, Maurice	8-1	120	15.0	20-34	.588	0-0	.000	5-11	.455	9	28	37	4.6	16	0	4	9	3	2	45	5.6
10	ROGERS, Nick	7-6	181	25.9	8-32	.250	2-12	.167	19-25	.760	2	11	13	1.9	16	0	30	12	0	3	37	5.3
35	THOMAS, Noah	1-0	6	6.0	1-1	1.000	0-0	.000	2-2	1.000	1	3	4	4.0	3	0	0	0	1	0	4	4.0
32	GOSS, Elyjah	8-0	86	10.8	9-19	.474	0-0	.000	9-12	.750	10	18	28	3.5	14	0	2	2	5	1	27	3.4
40	BORGMAN, Evan	2-0	14	7.0	2-4	.500	0-1	.000	2-2	1.000	1	2	3	1.5	2	0	0	3	0	0	6	3.0
12	HUDSON, Chad	2-0	13	6.5	0-1	.000	0-1	.000	5-6	.833	0	0	0	0.0	2	0	1	2	0	0	5	2.5
Team											18	13	31					4				
Total.....		8	1600		213-459	.464	59-167	.353	110-173	.636	95	196	291	36.4	157	2	127	114	46	61	595	74.4
Opponents.....		8	1600		182-428	.425	54-156	.346	112-165	.679	80	185	265	33.1	160	2	82	130	30	48	530	66.2

Road (1-12)

Road (1-12)		Total				3-Point		F-Throw		Rebounds												
#	Player	gp-gs	min	avg	fg-fga	fg%	3fg-fga	3fg%	ft-fa	ft%	off	def	tot	avg	pf	dq	a	to	blk	stl	pts	avg
25	PATTERSON, Ron	13-12	357	27.5	53-128	.414	33-80	.413	5-8	.625	5	34	39	3.0	26	1	22	18	4	15	144	11.1
45	BRENNAN, Aaron	13-13	339	26.1	50-120	.417	9-36	.250	19-23	.826	14	26	40	3.1	33	2	18	23	5	12	128	9.8
01	HENDERSON, T.J.	13-3	306	23.5	38-102	.373	16-50	.320	30-37	.811	9	19	28	2.2	24	0	26	33	0	11	122	9.4
24	HALL, Evan	13-13	271	20.8	41-96	.427	0-0	.000	14-41	.341	28	38	66	5.1	35	0	7	29	8	5	96	7.4
00	MINNETT, Jaylen	13-3	300	23.1	28-79	.354	22-57	.386	12-14	.857	8	13	21	1.6	21	0	16	19	0	10	90	6.9
22	McCALL, D.J.	12-11	316	26.3	30-71	.423	5-21	.238	11-18	.611	26	30	56	4.7	26	1	20	15	1	22	76	6.3
10	ROGERS, Nick	11-10	284	25.8	16-59	.271	7-25	.280	18-24	.750	4	12	16	1.5	22	0	34	28	1	6	57	5.2
31	KIRBY, Maurice	13-0	212	16.3	24-53	.453	0-0	.000	13-20	.650	20	30	50	3.8	26	0	6	11	1	4	61	4.7
32	GOSS, Elyjah	13-0	192	14.8	21-51	.412	3-10	.300	8-9	.889	18	24	42	3.2	14	0	6	12	4	7	53	4.1
12	HUDSON, Chad	5-0	12	2.4	2-5	.400	0-2	.000	0-1	.000	0	1	1	0.2	5	0	1	0	0	0	4	0.8
40	BORGMAN, Evan	5-0	9	1.8	0-1	.000	0-0	.000	2-4	.500	1	1	2	0.4	0	0	0	0	0	0	2	0.4
35	THOMAS, Noah	1-0	2	2.0	0-0	.000	0-0	.000	0-0	.000	0	0	0	0.0	0	0	0	0	0	0	0	0.0
Team											20	19	39		1		2					
Total.....		13	2600		303-765	.396	95-281	.338	132-199	.663	153	247	400	30.8	233	4	156	190	24	92	833	64.1
Opponents.....		13	2600		356-690	.516	97-258	.376	197-255	.773	117	345	462	35.5	199	3	208	199	54	106	1006	77.4

2017-2018 INDIVIDUAL SUPERLATIVES

	IUPUI	Opponent
Points	25 - three times	27 - four times
Field Goals Made	12 - Aaron Brennan at E. Illinois (11/17/17)	11 - twice
Field Goals Attempted	20 - D.J. McCall at W. Illinois (11/28/17)	18 - Cameron Morse at Y'town St. (1/20/18)
Highest FG Pct. (min. 5 made)	.750 (6-8) - Aaron Brennan at Y'town St. (1/20/18)	1.000 (5-5) - Trey Moses at Ball State (12/2/17)
3-Pt Field Goals Made	6 - Ron Patterson at UIC (1/27/18)	7 - Terrell Lewis at E. Illinois (11/17/17)
3-Pt Field Goals Attempted	13 - Ron Patterson at Washington St. (12/16/17)	9 - three times
3-Pt FG Pct. (min. 3 made)	1.000 (3-3) - twice	1.000 (3-3) - David McFarland vs. SIUE (12/6/17)
Free Throws Made	8 - twice	10 - Killian Tillie at Gonzaga (12/18/17)
Free Throws Attempted	10 - twice	13 - Jajuan Starks at E. Illinois (11/17/17)
Free Throw Pct. (min. 5 made)	1.000 (8-8) - Nick Rogers vs. UDM (1/16/18)	1.000 (10-10) - Killian Tillie at Gonzaga (12/18/17)
Offensive Rebounds	7 - twice	5 - twice
Defensive Rebounds	8 - three times	13 - twice
Total Rebounds	12 - Elijah Goss vs. Anderson (11/13/17)	14 - twice
Assists	6 - four times	9 - Eddie Miles vs. IU Kokomo (12/22/17)
Turnovers	5 - three times	8 - Justin Mitchell at Wright State (12/30/17)
Blocked Shots	3 - three times	5 - Brandon Gilbeck at W. Illinois (11/28/17)
Steals	4 - three times	5 - Jordan Blount at UIC (1/27/18)
Minutes Played (regulation game)	38 - twice	40 - twice
Minutes Played (OT game)		

2017-2018 TEAM SUPERLATIVES

IUPUI High	IUPUI Low	Statistical Category	Opponent High	Opponent Low
87 vs. IUK (12/22)	52 at Wright St. (12/30)	Points	101 at Gonzaga (12/18)	43 vs. Anderson (11/13)
45 vs. UDM (1/16)	19 - twice	First Half Points	48 - twice	21 vs. Anderson (11/13)
53 at W. Illinois (11/28)	24 vs. UIC (1/4)	Second Half Points	54 at Gonzaga (12/18)	22 vs. Anderson (11/13)
34 - twice	15 at Bradley (11/11)	Field Goals	34 at Gonzaga (12/18)	13 vs. Anderson (11/13)
73 at W. Illinois (11/28)	45 vs. Morehead St. (11/21)	Field Goal Attempts	65 vs. IUK (12/22)	43 vs. UIC (1/4)
.596 at E. Illinois (11/17)	.283 at Bradley (11/11)	FG Percentage	.680 at Gonzaga (12/18)	.255 vs. Anderson (11/13)
14 vs. Milwaukee (1/10)	4 vs. UIC (1/4)	3-Point Field Goals	12 at Bradley (11/11)	1 at Green Bay (1/2)
31 at Washington St. (12/16)	15 at Y'town St. (1/25)	3-Point Field Goal Att.	29 vs. UDM (1/16)	9 vs. UIC (1/4)
.560 vs. Milwaukee (1/10)	.211 vs. UIC (1/4)	3-Point FG Percentage	.688 vs. SIUE (12/6)	.059 at Green Bay (1/2)
22 vs. Morehead St. (11/21)	1 at Washington St. (12/16)	Free Throws	26 - twice	6 at Bradley (11/11)
32 vs. Morehead St. (11/21)	2 at Washington St. (12/16)	Free Throw Attempts	34 vs. UIC (1/4)	9 at Washington St. (12/16)
.867 at Ball State (12/2)	.400 at Y'town St. (1/25)	Free Throw Percentage	.941 at Purdue (12/10)	.500 at Bradley (11/11)
18 at W. Illinois (11/28)	7 at Wright St. (12/30)	Offensive Rebounds	18 at Y'town St. (1/25)	5 - twice
32 vs. IUK (12/22)	11 at Y'town St. (1/25)	Defensive Rebounds	32 - three times	16 at E. Illinois (11/17)
46 vs. Green Bay (1/12)	19 at Y'town St. (1/25)	Total Rebounds	41 at UIC (1/27)	26 at E. Illinois (11/17)
28 vs. UIC (1/4)	10 at Y'town St. (1/25)	Fouls	25 - twice	8 at Washington St. (12/16)
21 vs. SIUE (12/6)	8 at Bradley (11/11)	Assists	20 - three times	6 vs. Anderson (11/13)
21 at Cleveland St. (1/18)	9 at Washington St. (12/16)	Turnovers	23 vs. Anderson (11/13)	10 at E. Illinois (11/17)
9 - twice	0 - twice	Blocked Shots	9 at UIC (1/27)	1 - three times
10 - twice	4 at Gonzaga (12/18)	Steals	13 at Cleveland St. (1/18)	3 - three times

2017-2018 GAME-BY-GAME LEADERS / STARTING FIVES

Opponent	Starting 5	Points	Rebounds	Assists	Blocks	Steals
Carroll University #	Minnett-Henderson-Patterson-Hall-Brennan	Brennan (15)	Kirby (9)	Henderson (4)	Kirby (3)	Henderson (6)
at Bradley	Minnett-Henderson-Patterson-Hall-Brennan	Patterson (16)	Hall (7)	Henderson (3)	Hall (1)	Henderson (2)
Anderson	Minnett-Henderson-Patterson-Kirby-Brennan	Brennan (18)	Goss (12)	McCall (4)	Goss (3)	Henderson (3)
at Eastern Illinois	Minnett-Henderson-Patterson-Hall-Brennan	Brennan (25)	Brennan (7)	Patterson (6)	---	Patterson (2)
Morehead State	Henderson-McCall-Patterson-Hall-Brennan	Brennan (15)	Brennan (7)	2 tied w/ (3)	2 tied w/ (1)	McCall (2)
at Western Illinois	Henderson-McCall-Patterson-Hall-Brennan	McCall (25)	McCall (8)	Rogers (4)	w tied w/ (1)	2 tied w/ (2)
at Ball State	Minnett-Rogers-McCall-Hall-Brennan	Patterson (14)	Kirby (7)	3 tied w/ (2)	Rogers (1)	2 tied w/ (3)
SIUE	Henderson-Rogers-Patterson-Hall-Brennan	Brennan (25)	McCall (9)	Rogers (5)	2 tied w/ (3)	McCall (4)
at Purdue	Rogers-McCall-Patterson-Hall-Brennan	Kirby (16)	Goss (6)	Minnett (2)	Hall (1)	McCall (4)
at Washington St.	Rogers-McCall-Patterson-Hall-Brennan	Patterson (19)	Patterson (6)	2 tied w/ (3)	Brennan (2)	McCall (2)
at Gonzaga	Rogers-McCall-Patterson-Hall-Brennan	Henderson (18)	Kirby (5)	Rogers (5)	---	Patterson (2)
IU Kokomo	Rogers-McCall-Patterson-Hall-Brennan	Henderson (19)	Henderson (8)	Patterson (5)	4 tied w/ (1)	McCall (3)
at Northern Ky.	Rogers-McCall-Patterson-Hall-Brennan	McCall (11)	McCall (7)	Rogers (3)	Goss (2)	McCall (2)
at Wright State	Rogers-McCall-Patterson-Hall-Brennan	Minnett (11)	Hall (6)	3 tied w/ (2)	2 tied w/ (1)	Goss (2)
at Green Bay	Rogers-McCall-Patterson-Hall-Brennan	Henderson (13)	Hall (10)	3 tied w/ (3)	Hall (2)	McCall (4)
UIC	Rogers-McCall-Patterson-Hall-Brennan	Brennan (18)	Hall (7)	Rogers (6)	2 tied w/ (2)	Henderson (3)
Milwaukee	Rogers-McCall-Patterson-Hall-Brennan	Brennan (22)	Hall (9)	Rogers (5)	Hall (2)	Hall (3)
Green Bay	Rogers-McCall-Patterson-Hall-Brennan	Patterson (16)	Brennan (11)	McCall (4)	Patterson (2)	2 tied w/ (3)
Detroit Mercy	Rogers-McCall-Patterson-Hall-Brennan	Brennan (15)	2 tied w/ (7)	Rogers (6)	2 tied w/ (2)	3 tied w/ (2)
at Cleveland State	Rogers-McCall-Patterson-Hall-Brennan	Brennan (17)	McCall (7)	McCall (6)	Kirby (1)	McCall (3)
at Y'town State	Rogers-McCall-Patterson-Hall-Brennan	Brennan (14)	Patterson (5)	McCall (4)	Hall (2)	2 tied w/ (2)
at UIC	Rogers-McCall-Patterson-Hall-Brennan	Patterson (18)	Hall (11)	Rogers (5)	Patterson (2)	Brennan (3)
at Detroit Mercy						
at Oakland						
Cleveland State						
Y'town State						
at Milwaukee						
Oakland						
Wright State						
Northern Ky.						
HL 1st Rd.						
HL 2nd Rd.						
HL 3rd Rd.						
HL Semis						
HL Finals						

2017-2018 POINTS-REBOUNDS-ASSISTS

Opponent	Date	Score	0	1	10	12	22	24	25
			MINNETT,JA	HENDERSON,	ROGERS,NIC	HUDSON,CHA	MCCALL,DJ	HALL,EVAN	PATTERSON,
at Bradley	11/11/17	53-68	L	5-2-1	10-3-3	DNP	0-1-0	DNP	11-7-1
ANDERSON	11/13/17	75-43	w	5-0-2	10-2-3	DNP	3-0-1	3-2-4	DNP
at Eastern Illinois	11/17/17	79-80	L	8-1-1	10-3-5	DNP	DNP	0-5-0	13-5-2
MOREHEAD STATE	11/21/17	67-61	w	11-0-2	11-5-3	0-2-2	DNP	8-4-3	6-1-0
at Western Illinois	11/28/17	77-90	L	12-4-2	7-2-2	4-0-4	DNP	25-8-1	4-6-0
at Ball State	12/02/17	64-83	L	8-0-1	11-1-2	5-1-2	DNP	0-6-2	4-3-0
SIUE	12/06/17	81-82	L	3-1-1	10-3-4	7-0-5	DNP	8-9-2	12-4-1
at Purdue	12/10/17	61-86	L	12-3-2	10-1-1	6-1-1	2-0-1	4-2-1	0-1-1
at Washington State	12/16/17	59-72	L	5-4-1	9-2-3	2-5-3	DNP	3-1-2	4-4-0
at Gonzaga	12/18/17	71-101	L	5-0-1	18-4-1	0-0-5	0-0-0	4-4-0	12-4-0
IU KOKOMO	12/22/17	87-76	w	8-2-2	19-8-2	2-0-4	2-0-0	6-2-2	13-4-1
at Northern Kentucky	12/28/17	59-77	L	3-0-2	7-4-1	5-1-3	2-0-0	11-7-1	9-2-0
at Wright State	12/30/17	52-60	L	11-1-2	6-1-1	6-1-2	DNP	5-3-0	3-6-1
at Green Bay	01/02/18	67-63	w	9-2-0	13-3-1	11-4-3	DNP	5-9-3	10-10-1
UIC	01/04/18	65-70	L	6-0-0	8-1-1	7-4-6	DNP	2-3-2	10-7-1
MILWAUKEE	01/10/18	72-71	w	6-0-3	5-1-0	9-2-5	DNP	9-1-2	4-9-1
GREEN BAY	01/12/18	67-61	w	4-1-1	8-1-0	4-4-2	DNP	5-5-4	6-10-0
DETROIT MERCY	01/16/18	81-66	w	8-3-0	11-2-2	8-1-6	DNP	13-3-1	4-7-0
at Cleveland State	01/18/18	67-70	L	4-1-0	8-2-2	6-2-4	DNP	7-7-6	11-4-1
at Youngstown State	01/20/18	62-85	L	8-0-1	11-1-2	1-0-2	0-0-0	6-1-4	7-3-0
at UIC	01/27/18	62-71	L	0-3-2	2-1-2	11-1-5	DNP	6-3-0	8-11-0

Opponent	Date	Score	31	32	40	45
			KIRBY,MAUR	GOSS,ELYJA	BORGMAN,EV	BRENNAN,AA
at Bradley	11/11/17	53-68	L	1-5-0	2-6-0	2-1-0
ANDERSON	11/13/17	75-43	w	9-9-1	8-12-0	6-3-0
at Eastern Illinois	11/17/17	79-80	L	0-4-2	4-0-1	DNP
MOREHEAD STATE	11/21/17	67-61	w	2-2-0	4-4-0	DNP
at Western Illinois	11/28/17	77-90	L	2-3-1	10-1-1	DNP
at Ball State	12/02/17	64-83	L	8-7-1	7-6-1	DNP
SIUE	12/06/17	81-82	L	6-4-1	2-1-0	DNP
at Purdue	12/10/17	61-86	L	16-4-1	2-6-1	0-0-0
at Washington State	12/16/17	59-72	L	2-5-0	9-2-0	DNP
at Gonzaga	12/18/17	71-101	L	11-5-0	6-4-1	0-0-0
IU KOKOMO	12/22/17	87-76	w	7-7-0	6-5-2	0-0-0
at Northern Kentucky	12/28/17	59-77	L	4-4-0	2-2-0	0-1-0
at Wright State	12/30/17	52-60	L	2-3-0	2-4-0	DNP
at Green Bay	01/02/18	67-63	w	4-2-0	0-3-0	DNP
UIC	01/04/18	65-70	L	6-1-1	0-1-0	DNP
MILWAUKEE	01/10/18	72-71	w	5-6-0	0-1-0	DNP
GREEN BAY	01/12/18	67-61	w	6-4-0	3-1-0	DNP
DETROIT MERCY	01/16/18	81-66	w	4-4-1	4-3-0	DNP
at Cleveland State	01/18/18	67-70	L	3-3-0	2-2-0	DNP
at Youngstown State	01/20/18	62-85	L	6-2-0	0-3-1	0-0-0
at UIC	01/27/18	62-71	L	2-3-1	7-3-0	DNP

2017-2018 COMPARISON STATISTICS

Opponent	1st	2nd	Score	Mar	Total FG	FG Pct	3-Pointers	3FG Pct	Free Throws	FT Pct	Rebounds	Assist	T/Over	Block	Steal	Fouls
Bradley	19/28	34/40	53-68	(15)	15-53/25-56	.283/.446	6-20/12-21	.300/.571	17-20/6-12	.850/.500	35/39 (4)	8/20	12/14	1/3	6/4	17/20
ANDERSON	41/21	34/22	75-43	+32	29-56/13-51	.518/.255	6-18/4-24	.333/.167	11-14/13-24	.786/.542	41/32 +9	17/6	19/23	9/4	9/8	21/17
Eastern Illinois	41/38	38/42	79-80	(1)	34-57/24-47	.596/.511	8-17/9-20	.471/.450	3-7/23-31	.429/.742	29/26 +3	19/12	15/10	0/1	5/8	20/13
MOREHEAD STATE	32/25	35/36	67-61	+6	20-45/22-51	.444/.431	5-16/5-20	.313/.250	22-32/12-18	.688/.667	31/31 -	13/7	14/18	2/4	5/4	22/25
Western Illinois	24/48	53/42	77-90	(13)	29-73/29-48	.397/.604	9-30/10-17	.300/.588	10-18/22-26	.556/.846	34/37 (3)	14/14	10/17	2/8	8/3	21/14
Ball State	23/41	41/42	64-83	(19)	22-58/31-58	.379/.534	7-21/10-28	.333/.357	13-15/11-17	.867/.647	30/36 (6)	11/19	18/15	1/4	10/7	18/15
SIUE	41/42	40/40	81-82	(1)	30-60/27-47	.500/.574	6-23/11-16	.261/.688	15-26/17-25	.577/.680	31/30 +1	21/13	10/16	9/4	8/3	20/25
Purdue	31/40	30/46	61-86	(25)	23-54/31-57	.426/.544	7-21/8-26	.333/.308	8-11/16-17	.727/.941	26/30 (4)	10/20	18/13	1/3	7/11	18/11
Washington State	30/36	29/36	59-72	(13)	24-71/28-51	.338/.549	10-31/8-20	.323/.400	1-2/8-9	.500/.889	33/37 (4)	11/20	9/14	3/8	6/6	12/8
Gonzaga	31/47	40/54	71-101	(30)	25-64/34-50	.391/.680	5-22/8-18	.277/.444	16-21/25-29	.762/.862	24/38 (14)	9/16	10/17	0/2	4/7	23/20
IU KOKOMO	35/36	52/40	87-76	+11	34-68/27-65	.500/.415	7-19/9-23	.368/.391	12-19/13-22	.632/.591	43/40 +3	20/15	14/12	4/3	7/8	18/17
Northern Kentucky	22/31	37/46	59-77	(18)	21-62/31-54	.339/.574	8-21/6-15	.381/.400	9-13/9-12	.692/.750	31/38 (7)	10/18	12/13	3/7	7/8	16/15
Wright State	19/26	33/34	52-60	(8)	18-51/22-51	.353/.431	7-23/6-19	.304/.316	9-15/10-13	.600/.769	29/38 (9)	9/13	17/20	2/1	5/10	15/13
Green Bay	33/33	34/30	67-63	+4	25-60/18-46	.417/.391	7-18/1-17	.389/.059	10-21/26-33	.476/.788	43/31 +12	13/13	17/15	4/2	8/12	26/21
UIC	41/34	24/36	65-70	(5)	24-60/21-43	.400/.488	4-19/2-9	.211/.222	13-22/26-34	.591/.765	32/31 +1	13/12	14/17	5/5	9/7	28/22
MILWAUKEE	32/36	40/35	72-71	+1	25-55/27-53	.455/.509	14-25/8-19	.560/.421	8-12/9-13	.667/.692	28/34 (6)	15/10	10/14	6/2	8/3	15/12
GREEN BAY	35/24	32/37	67-61	+6	23-61/22-61	.377/.361	6-24/4-16	.250/.250	15-24/13-17	.625/.765	46/38 +8	11/8	17/14	5/5	7/8	19/23
DETROIT MERCY	45/26	36/40	81-66	+15	28-54/23-57	.519/.404	11-23/11-29	.478/.379	14-24/9-12	.583/.750	39/29 +10	17/11	16/16	6/3	8/7	14/19
Cleveland State	26/32	41/38	67-70	(3)	25-58/25-53	.431/.472	6-23/5-18	.261/.278	11-13/15-18	.846/.833	32/32 -	15/16	21/22	1/1	10/13	14/15
Youngstown State	35/48	27/37	62-85	(23)	24-50/33-64	.480/.516	8-15/10-24	.533/.417	6-15/9-10	.400/.900	19/39 (20)	13/14	16/15	3/5	8/7	10/14
UIC	32/27	30/44	62-71	(9)	18-54/25-55	.333/.455	7-19/4-15	.368/.267	19-28/17-28	.679/.607	35/41 (6)	14/13	15/14	3/9	8/10	23/20

Note: Game totals are displayed in the format TEAM/OPPONENT for each category

HEAD COACH JASON GARDNER



Jason Gardner was named the eighth head coach in IUPUI men's basketball program's history on April 2, 2014. Gardner, the 1999 winner of the Indiana Mr. Basketball Award, spent a year on the University of Memphis bench and two seasons at Loyola prior to that.

In his first season on the Jaguars' bench, he guided IUPUI to 10 wins, more than tripling the program's Division I win total from a year prior. His hiring paid immediate dividends on the recruiting trail, as he immediately inked five Division I transfers, four of whom were former in-state standouts.

In year two, Gardner led the Jags to a 13-win season against one of the nation's stiffest schedules, including a 9-7 mark in league play and a finish in the top half of the league standings. He upped his program's win total to 14 in his third year while coaching the program's first Academic All-American (Matt O'Leary).

Gardner has shown he's a proven recruiter, inking talent, both through high school signees, transfers and graduate transfers.

While at Memphis, Gardner helped the Tigers to a 24-10 record as Shaq Goodwin and Joe Jackson earned All-Conference accolades. In addition, Memphis forward Austin Nichols was a unanimous selection to the American Athletics Conference All-Rookie Team after averaging 9.1 points and 4.2 boards per game. Gardner was a college teammate of current Memphis Head Coach Josh Pastner at Arizona.

Prior to coming to Memphis, Gardner was an assistant under Porter Moser at Loyola, helping the Ramblers to an eight-game improvement from 2011-12 to 2012-13. He coached Ben Averkamp to All-Horizon League accolades for two straight seasons, while Loyola point guard Cully Payne was a Bob Cousy Award nominee. He also helped recruit one of the top signing classes in the Horizon League prior to the 2012-13 season. Gardner's coaching career began in 2010 when he served as an assistant at nearby Cathedral High School.

Gardner's racked up numerous accolades during his prestigious high school, college and professional playing careers. He was a 1999 McDonald's and Parade All-American while at North Central High School, finishing his prep career with a school record 1,669 points. He was a two-time Gatorade Circle of Champions Indiana Player of the Year and was named the 1998-99 Indianapolis County Player of the Year by The Indianapolis Star and Indianapolis News. His senior season, he helped NCHS to the IHSAA 4A state championship and Tournament of Champions title while averaging 22.6 points, 4.7 rebounds, 4.0 assists and 3.0 steals per game.

The 5-foot-10 point guard was recruited to the University of Arizona by legendary Head Coach Lute Olsen, where he was a four-year All-American for the Wildcats. He was the 2002-03 Naismith National Player of the Year and Lowe's Senior CLASS award recipient. He was the 2000 consensus National Freshman of the Year and closed his career as one of four players in Pac-12 history with 1,500 points, 500 assists and 200 steals for a career. He helped lead Arizona to two Pac-12 regular season titles (2000, 2003) and four consecutive NCAA Tournament berths. The Wildcats made three Sweet Sixteens (2001, 2002, 2003), two Elite Eights (2001, 2003) and were the NCAA national runner-up in 2001. All total, Arizona won 107 games during Gardner's four seasons and he still holds school records for games started (135) and minutes played (4,825), while ranking third in school history with 1,984 career points. He also finished second in threes made (318) and fourth in assists (622). He earned his degree from the university in 2011 in disciplinary studies.

Gardner later played professionally overseas for more than eight years, primarily in Germany. In 2009, he was named MVP of German Basketball Bundesliga after helping Oldenburg to the league crown, averaging 13.7 points, 4.0 assists and 3.0 boards per game. He was a two-time Basketball Bundesliga All-Star, including starting the 2007 game.

Gardner is married to the former Jacquelyn Maxberry and the couple has four children, Jasper, Jason Jr., Jacob and Jackson.



THE GARDNER FILE

School: Arizona, '11

Seasons with IUPUI: fourth season

Career Record: 44-72 (4th year)

Coaching Experience:

..... 2014-pres., Head Coach, IUPUI

..... 2013-14, Assistant Coach, Memphis

..... 2011-13, Assistant Coach, Loyola (Ill.)

..... 2010-11, Assistant Coach, Cathedral H.S.



IUPUI PLAYER CAREER STATS

BRENNAN, Aaron

Season	gp-gs	min/avg	Total		3-Point		F-Throws		Rebounds				pf	fo	ast	to	blk	stl	Scoring	
			fg-fga	pct	fg-fga	pct	ft-fa	pct	off	def	tot	avg							pts	avg
2014-15	28-24	585/20.9	71-136	.522	3-8	.375	33-46	.717	36	52	88	3.1	72	1	27	44	7	21	178	6.4
2015-16	32-9	569/17.8	55-144	.382	1-9	.111	26-31	.839	37	78	115	3.6	68	0	33	31	11	12	137	4.3
2016-17	32-9	596/18.6	102-203	.502	27-57	.474	39-54	.722	27	85	112	3.5	76	4	26	30	10	16	270	8.4
2017-18	21-21	575/27.4	99-219	.452	22-69	.319	44-56	.786	28	63	91	4.3	51	2	40	41	13	21	264	12.6
TOTAL	113-63	2325/20.6	327-702	.466	53-143	.371	142-187	.759	128	278	406	3.6	267	7	126	146	41	70	849	7.5

HALL, Evan

Season	gp-gs	min/avg	Total		3-Point		F-Throws		Rebounds				pf	fo	ast	to	blk	stl	Scoring	
			fg-fga	pct	fg-fga	pct	ft-fa	pct	off	def	tot	avg							pts	avg
2015-16	23-11	383/16.7	50-97	.515	1-1	1.000	19-47	.404	41	50	91	4.0	67	4	14	17	7	10	120	5.2
2016-17	30-23	596/19.9	96-163	.589	0-0	.000	35-89	.393	73	83	156	5.2	83	1	14	40	24	16	227	7.6
2017-18	20-20	433/21.7	65-150	.433	0-0	.000	21-71	.296	45	63	108	5.4	59	1	11	39	16	13	151	7.6
TOTAL	73-54	1412/19.3	211-410	.515	1-1	1.000	75-207	.362	159	196	355	4.9	209	6	39	96	47	39	498	6.8

HENDERSON, T.J.

Season	gp-gs	min/avg	Total		3-Point		F-Throws		Rebounds				pf	fo	ast	to	blk	stl	Scoring	
			fg-fga	pct	fg-fga	pct	ft-fa	pct	off	def	tot	avg							pts	avg
2015-16	32-2	522/16.3	49-130	.377	22-64	.344	27-39	.692	5	48	53	1.7	48	1	35	44	2	30	147	4.6
2016-17	32-0	566/17.7	60-134	.448	30-75	.400	39-56	.696	10	40	50	1.6	58	1	52	38	5	32	189	5.9
2017-18	21-5	494/23.5	65-165	.394	27-84	.321	47-59	.797	14	37	51	2.4	36	0	41	49	3	19	204	9.7
TOTAL	85-7	1582/18.6	174-429	.406	79-223	.354	113-154	.734	29	125	154	1.8	142	2	128	131	10	81	540	6.4

HUDSON, Chad

Season	gp-gs	min/avg	Total		3-Point		F-Throws		Rebounds				pf	fo	ast	to	blk	stl	Scoring	
			fg-fga	pct	fg-fga	pct	ft-fa	pct	off	def	tot	avg							pts	avg
2016-17	10-0	23/2.3	1-4	.250	1-3	.333	1-4	.250	0	3	3	0.3	3	0	2	3	0	1	4	0.4
2017-18	7-0	25/3.6	2-6	.333	0-3	.000	5-7	.714	0	1	1	0.1	7	0	2	2	0	0	9	1.3
TOTAL	17-0	48/2.8	3-10	.300	1-6	.167	6-11	.545	0	4	4	0.2	10	0	4	5	0	1	13	0.8

McCALL, D.J.

Season	gp-gs	min/avg	Total		3-Point		F-Throws		Rebounds				pf	fo	ast	to	blk	stl	Scoring	
			fg-fga	pct	fg-fga	pct	ft-fa	pct	off	def	tot	avg							pts	avg
2014-15	31-15	664/21.4	52-124	.419	6-19	.316	39-61	.639	31	58	89	2.9	49	1	38	55	1	19	149	4.8
2016-17	32-22	678/21.2	51-120	.425	5-18	.278	45-77	.584	66	95	161	5.0	71	0	48	41	8	22	152	4.8
2017-18	20-18	529/26.5	52-110	.473	10-29	.345	16-32	.500	37	48	85	4.3	45	2	40	28	7	39	130	6.5
TOTAL	83-55	1871/22.5	155-354	.438	21-66	.318	100-170	.588	134	201	335	4.0	165	3	126	124	16	80	431	5.2

PATTERSON, Ron

Season	gp-gs	min/avg	Total		3-Point		F-Throws		Rebounds				pf	fo	ast	to	blk	stl	Scoring	
			fg-fga	pct	fg-fga	pct	ft-fa	pct	off	def	tot	avg							pts	avg
2016-17	32-10	757/23.7	107-242	.442	62-156	.397	21-30	.700	15	64	79	2.5	70	2	64	40	13	44	297	9.3
2017-18	21-20	590/28.1	86-204	.422	50-131	.382	15-19	.789	10	52	62	3.0	44	1	40	31	15	26	237	11.3
TOTAL	53-30	1347/25.4	193-446	.433	112-287	.390	36-49	.735	25	116	141	2.7	114	3	104	71	28	70	534	10.1

IUPUI PLAYER CAREER-HIGHS (bold means occurred in 2017-18 season)

	#0 JAYLEN MINNETT	#1 T.J. HENDERSON	#10 NICK ROGERS	#12 CHAD HUDSON	#22 D.J. McCALL	#24 EVAN HALL	#25 RON PATTERSON	#31 MAURICE KIRBY	#32 ELYJAH GOSS	#40 EVAN BORGMAN	#45 AARON BRENNAN
Points:	12 - 2x	19 (12/22/17)	11 - 2x	3 - 2x	25 (11/28/17)	21 (1/11/17)	19 - 3x	16 (12/10/17)	10 (11/28/17)	6 (11/13/17)	25 - 2x
Rebounds:	4 - 2x	8 (12/22/17)	5 (12/16/17)	1 - 4x	13 (12/3/16)	11 - 3x	6 - 2x	9 (11/13/17)	12 (11/13/17)	3 (11/13/17)	11 - 2x
Assists:	3 (1/10/18)	6 (11/26/16)	6 - 2x	1 - 4x	7 (12/28/16)	4 (12/12/16)	6 - 2x	2 - 2x	2 (12/22/17)	---	4 - 4x
FG:	4 (11/28/17)	8 (12/22/17)	4 (1/2/18)	1 - 3x	9 (11/28/17)	9 (1/11/17)	8 (11/17/17)	8 (12/10/17)	4 - 2x	2 (11/13/17)	12 (11/17/17)
FGA:	12 (1/2/18)	12 - 4x	11 (1/2/18)	2 - 2x	20 (11/28/17)	13 (11/17/17)	16 (12/16/17)	12 (12/10/17)	8 (11/13/17)	3 (11/13/17)	17 - 2x
3FG:	3 - 3x	3 - 5x	2 - 2x	1 (12/12/16)	3 - 3x	1 (11/13/15)	6 (1/27/18)	---	1 - 3x	---	4 (1/10/18)
3FGA:	8 (1/2/18)	8 (1/4/18)	5 (12/30/17)	2 (12/12/16)	7 (11/28/17)	1 (11/13/15)	13 (12/16/17)	---	2 - 3x	1 (11/13/17)	9 (1/10/18)
FT:	4 (12/10/17)	8 (11/21/17)	8 - 2x	3 (11/13/17)	7 - 2x	8 (12/12/16)	4 (1/16/18)	5 (12/18/17)	4 - 2x	2 - 2x	6 - 4x
FTA:	4 (12/10/17)	10 (11/21/17)	10 (1/27/18)	4 (11/13/17)	10 (12/29/14)	9 - 2x	6 (1/3/15)	6 (12/18/17)	6 (12/22/17)	2 - 3x	8 - 2x
Blocks:	1 (12/22/17)	2 - 2x	1 - 2x	---	2 (1/16/18)	3 - 3x	3 (12/6/17)	2 - 2x	3 (11/13/17)	---	3 - 2x
Steals:	3 (12/2/17)	4 - 2x	2 - 3x	1 (11/18/16)	4 - 3x	3 (1/10/18)	4 (11/22/16)	2 (12/10/17)	2 - 2x	---	3 - 4x
Minutes:	37 (11/11/17)	38 (11/17/17)	33 (1/4/18)	12 (11/13/17)	38 (2/19/15)	33 (1/18/17)	38 (11/17/17)	23 - 3x	23 (11/11/17)	13 (11/13/17)	35 (11/17/17)

LAST FOUR BOX SCORES

GAME #18 • IUPUI 81, DETROIT MERCY 66 (INDIANA FARMERS COLISEUM)

Detroit Mercy 66 • 6-14, 2-5 HL

#	Player	Total		3-Ptr	FT-FTA	Rebounds			PF	TP	A TO Blk Stl				Min
		FG-FGA	FG-FGA			Off	Def	Tot			A	TO	Blk	Stl	
00	CHATMAN, Kameron	* 3-11	2-7	2-2	0 9 9	2	10	2	2	2	0	1	0	1	26
01	JACKSON JR, Jermaine	* 7-12	4-7	4-4	0 4 4	1	22	2	2	0	1	0	1	31	31
02	PRINCE, Roschon	* 2-5	0-0	2-4	3 1 4	2	6	1	2	1	1	0	1	28	28
05	ALLEN, Corey	* 3-10	1-5	0-0	0 2 2	0	7	0	3	0	1	0	1	21	21
24	BLACKSHEAR, Gerald	* 0-2	0-0	0-0	1 0 1	3	0	0	0	0	0	0	0	6	6
04	BLACK, DeShawndre	1-5	0-1	1-2	0 1 1	2	3	4	2	1	1	1	1	26	26
11	LONG, Cole	2-4	2-4	0-0	0 1 1	0	6	0	0	0	1	1	1	17	17
12	EICHLER, Malik	1-1	0-0	0-0	0 1 1	2	2	0	1	0	0	0	0	10	10
13	BALLANTYNE, Jack	0-0	0-0	0-0	0 2 2	3	0	1	4	0	0	0	0	13	13
23	MCFOLLEY, Josh	4-7	2-5	0-0	0 1 1	4	10	1	0	0	1	0	0	22	22
Team					2 1 3										
Totals		23-57	11-29	9-12	6 23 29	19	66	11	16	3	7	200			

FG % 1st Half: 9-23 39.1% 2nd half: 14-34 41.2% Game: 23-57 40.4% 3FG % 1st Half: 3-8 37.5% 2nd half: 8-21 38.1% Game: 11-29 37.9% FT % 1st Half: 5-6 83.3% 2nd half: 4-6 66.7% Game: 9-12 75.0%

IUPUI 81 • 7-11, 4-3 HL

#	Player	Total		3-Ptr	FT-FTA	Rebounds			PF	TP	A TO Blk Stl				Min
		FG-FGA	FG-FGA			Off	Def	Tot			A	TO	Blk	Stl	
10	ROGERS, Nick	* 0-4	0-2	8-8	0 1 1	3	8	6	3	0	0	30			30
22	McCALL, D.J.	* 5-7	3-4	0-0	1 2 3	2	13	1	3	2	2	26			26
24	HALL, Evan	* 2-5	0-0	0-6	1 6 7	3	4	0	1	2	2	26			26
25	PATTERSON, Ron	* 4-9	2-6	4-5	0 3 3	0	14	3	1	1	2	29			29
45	BRENNAN, Aaron	* 5-8	3-3	2-4	0 7 7	2	15	4	4	0	1	26			26
00	MINNETT, Jaylen	3-7	2-5	0-0	2 1 3	0	8	0	2	0	0	16			16
01	HENDERSON, T.J.	5-7	1-3	0-0	0 2 2	1	11	2	1	0	1	20			20
31	KIRBY, Maurice	2-5	0-0	0-0	1 3 4	2	4	1	1	0	0	12			12
32	GOSS, Elyjah	2-2	0-0	0-1	2 1 3	1	4	0	0	1	0	15			15
Team					3 3 6										
Totals		28-54	11-23	14-24	10 29 39	14	81	17	16	6	8	200			

FG % 1st Half: 17-31 54.8% 2nd half: 11-23 47.8% Game: 28-54 51.9% 3FG % 1st Half: 9-15 60.0% 2nd half: 2-8 25.0% Game: 11-23 47.8% FT % 1st Half: 2-4 50.0% 2nd half: 12-20 60.0% Game: 14-24 58.3%

Officials: Glenn Mayborg (R), Paul Szelc, Michael Kitts
Technical fouls: Detroit Mercy-None. IUPUI-None.
Attendance: 802

Score by periods	1st	2nd	Total
Detroit Mercy	26	40	66
IUPUI	45	36	81

Last FG - UDM 2nd-00:18, IUPUI 2nd-00:55.
Largest lead - UDM None, IUPUI by 23 2nd-17:41.
UDM led for 00:00. IUPUI led for 39:09. Game was tied for 00:51.

Score tied - 1 time.
Lead changed - 0 times.

GAME #19 • CLEVELAND STATE 70, IUPUI 67 (CLEVELAND, OHIO)

IUPUI 67 • 7-12, 4-4 HL

#	Player	Total		3-Ptr	FT-FTA	Rebounds			PF	TP	A TO Blk Stl				Min
		FG-FGA	FG-FGA			Off	Def	Tot			A	TO	Blk	Stl	
24	HALL, Evan	f 5-8	0-0	1-1	2 2 4	4	11	1	0	0	0	20			20
45	BRENNAN, Aaron	f 7-14	3-4	0-0	3 2 5	2	17	1	3	0	2	32			32
10	ROGERS, Nick	g 1-5	0-2	4-4	1 1 2	1	6	4	5	0	0	32			32
22	McCALL, D.J.	g 3-6	0-3	1-2	2 5 7	2	7	6	1	0	3	31			31
25	PATTERSON, Ron	g 4-13	1-6	0-0	1 2 3	0	9	1	2	0	1	26			26
00	MINNETT, Jaylen	1-3	1-3	1-1	0 1 1	0	4	0	2	0	2	16			16
01	HENDERSON, T.J.	2-6	1-5	3-3	1 1 2	1	8	2	5	0	2	15			15
31	KIRBY, Maurice	1-2	0-0	1-2	1 2 3	2	3	0	1	1	0	19			19
32	GOSS, Elyjah	1-1	0-0	0-0	0 2 2	2	2	0	1	0	0	9			9
Team					2 1 3										
Totals		25-58	6-23	11-13	13 19 32	14	67	15	21	1	10	200			

FG % 1st Half: 11-30 36.7% 2nd half: 14-28 50.0% Game: 25-58 43.1% 3FG % 1st Half: 1-11 9.1% 2nd half: 5-12 41.7% Game: 6-23 26.1% FT % 1st Half: 3-3 100.0 2nd half: 8-10 80.0% Game: 11-13 84.6%

Cleveland State 70 • 5-15, 2-5 HL

#	Player	Total		3-Ptr	FT-FTA	Rebounds			PF	TP	A TO Blk Stl				Min
		FG-FGA	FG-FGA			Off	Def	Tot			A	TO	Blk	Stl	
13	KENIC, Stefan	f 5-10	1-2	3-4	3 1 4	3	14	2	3	0	2	24			24
23	HAIRSTON, Jamarcus	f 3-5	0-1	0-0	5 3 8	1	6	1	3	0	4	32			32
04	CARPENTER, Kenny	g 8-12	3-6	4-4	0 2 2	3	23	1	2	0	1	28			28
05	APPLEBY, Tyree	g 2-6	0-2	1-2	0 2 2	1	5	6	4	0	1	27			27
20	WORD, Bobby	g 0-6	0-4	7-8	1 5 6	1	7	3	3	0	1	28			28
01	THOMAS, Kasheem	1-4	0-1	0-0	1 0 1	1	2	0	2	0	0	15			15
03	HIGHSMITH, Dontel	1-3	1-2	0-0	0 0 0	1	3	2	2	0	2	22			22
22	CLAYBORNE, Evan	5-7	0-0	0-0	1 6 7	4	10	1	3	1	2	24			24
Team					1 1 2										
Totals		25-53	5-18	15-18	12 20 32	15	70	16	22	1	13	200			

FG % 1st Half: 11-21 52.4% 2nd half: 14-32 43.8% Game: 25-53 47.2% 3FG % 1st Half: 1-6 16.7% 2nd half: 4-12 33.3% Game: 5-18 27.8% FT % 1st Half: 9-10 90.0% 2nd half: 6-8 75.0% Game: 15-18 83.3%

Officials: Gene Steratore, Donnie Eppley, Brooks Wells
Technical fouls: IUPUI-None. Cleveland State-None.
Attendance: 1125

Score by periods	1st	2nd	Total
IUPUI	26	41	67
Cleveland State	32	38	70

Points	In	Off	2nd	Fast	Bench
IUPUI	34	17	11	7	17
CSU	36	21	9	12	15

Last FG - IUPUI 2nd-00:44, CSU 2nd-00:22.
Largest lead - IUPUI by 1 2nd-13:15, CSU by 17 1st-10:23.
IUPUI led for 01:24. CSU led for 37:25. Game was tied for 01:11.

Score tied - 4 times.
Lead changed - 6 times.

GAME #20 • YOUNGSTOWN STATE 85, IUPUI 62 (YOUNGSTOWN, OHIO)

IUPUI 62 • 7-13, 4-5 HL

#	Player	Total		3-Ptr	FT-FTA	Rebounds			PF	TP	A TO Blk Stl				Min
		FG-FGA	FG-FGA			Off	Def	Tot			A	TO	Blk	Stl	
24	HALL, Evan	f 3-8	0-0	1-2	2 1 3	1	7	0	2	2	1	22			22
45	BRENNAN, Aaron	f 6-8	1-2	1-3	0 2 2	0	14	2	0	0	1	30			30
10	ROGERS, Nick	g 0-2	0-2	1-2	0 0 0	0	1	2	2	0	2	21			21
22	McCALL, D.J.	g 2-6	0-0	2-2	1 0 1	3	6	4	1	0	2	30			30
25	PATTERSON, Ron	g 3-5	3-3	0-2	0 5 5	2	9	1	3	1	1	23			23
00	MINNETT, Jaylen	3-6	2-5	0-0	0 0 0	1	8	1	2	0	0	24			24
01	HENDERSON, T.J.	4-7	2-2	1-2	0 1 1	2	11	2	3	0	1	22			22
12	HUDSON, Chad	0-1	0-1	0-0	0 0 0	0	0	0	0	0	0	1			1
31	KIRBY, Maurice	3-5	0-0	0-0	1 1 2	1	6	0	2	0	0	13			13
32	GOSS, Elyjah	0-2	0-0	0-0	3 0 3	0	0	1	1	0	0	13			13
40	BORGMAN, Evan	0-0	0-0	0-2	0 0 0	0	0	0	0	0	0	1			1
Team					1 1 2										
Totals		24-50	8-15	6-15	8 11 19	10	62	13	16	3	8	200			

FG % 1st Half: 14-30 46.7% 2nd half: 10-20 50.0% Game: 24-50 48.0% 3FG % 1st Half: 4-8 50.0% 2nd half: 4-7 57.1% Game: 8-15 53.3% FT % 1st Half: 3-4 75.0% 2nd half: 3-11 27.3% Game: 6-15 40.0%

Youngstown State 85 • 6-15, 4-4 HL

#	Player		Total		3-Ptr		Rebounds			PF	TP	A TO Blk Stl				Min
			FG-FGA	FG-FGA	FT-FTA	Off	Def	Tot	A			TO	Blk	Stl		
01	HARTFIELD, Braun	f	5-10	2-5	0-0	2	1	3	2	12	5	1	2	3	31	
02	HAYGOOD, Devin	f	3-6	0-0	0-0	2	2	4	3	6	1	1	0	0	23	
24	MORSE, Cameron		8-18	4-9	3-3	2	2	4	0	23	3	3	0	2	32	
32	COVINGTON, Garrett	g	7-9	1-2	0-0	1	3	4	1	15	1	3	1	0	26	
33	BOHANNON, Naz	g	1-4	0-1	3-4	3	5	8	3	5	3	2	0	0	28	
00	ROBINSON, Tyree		2-4	0-0	0-0	4	4	8	1	4	0	2	2	2	17	
04	BENTON, Jaylen		5-8	2-5	0-0	0	1	1	1	12	0	2	0	0	20	
05	FERGUSON, Jeremiah		1-3	0-0	3-3	1	0	1	0	5	0	1	0	0	15	
10	STROLLO, Ryan		0-0	0-0	0-0	1	1	2	0	0	1	0	0	0	1	
11	RITTER, Dan		1-1	1-1	0-0	0	1	1	0	3	0	0	0	0	1	
14	BROWN, Jacob		0-0	0-0	0	0	0	0	0	0	0	0	0	0	1	
21	ANABIR, Noe		0-0	0-0	0-0	0	0	0	1	0	0	0	0	0	1	
31	AKUCHIE, Michael		0-1	0-1	0-0	0	0	0	2	0	0	0	0	0	4	
	Team					2	1	3								